

**“TBC KREDIT NON-BANK CREDIT  
ORGANIZATION” LIMITED  
LIABILITY COMPANY**

**The International Financial Reporting  
Standards Financial Statements and  
Independent Auditors’ Report**  
For the Year Ended December 31, 2023

# “TBC KREDIT NON-BANK CREDIT ORGANIZATION” LLC

## TABLE OF CONTENTS

---

	<b>Pages</b>
Statement of management’s responsibilities for the preparation and approval of the financial statements for the year ended December 31, 2023 .....	1
Independent Auditors’ Report .....	2-4
Statement of profit or loss and other comprehensive income .....	5
Statement of financial position .....	6
Statement of changes in equity .....	7
Statement of cash flows .....	8
Notes to the financial statements.....	9-52

**STATEMENT OF MANAGEMENT'S RESPONSIBILITIES FOR THE PREPARATION AND APPROVAL OF THE FINANCIAL STATEMENTS FOR THE YEAR ENDED DECEMBER 31, 2023**

The following statement is made with a view to distinguishing the respective responsibilities of the management and those of the independent auditors in relation to the financial statements of "TBC Kredit Non-Bank Credit Organization" Limited Liability Company (the "Company").

Management is responsible for the preparation of the financial statements that present fairly the financial position of the Company as at December 31, 2023, the results of its operations, cash flows and changes in equity for the year then ended, in accordance with International Financial Reporting Standards ("IFRS").

In preparing the financial statements, management is responsible for:

- Selecting suitable accounting principles and applying them consistently;
- Making judgements and estimates that are reasonable and prudent;
- Stating whether IFRS has been followed, subject to any material departures disclosed and explained in the financial statements; and
- Preparing the financial statements on a going concern basis, unless it is inappropriate to presume that the Company will continue in business for the foreseeable future.

Management is also responsible for:

- Designing, implementing and maintaining an effective and sound system of internal controls, throughout the Company;
- Maintaining proper accounting records that disclose, with reasonable accuracy at any time, the financial position of the Company, and which enable them to ensure that the financial statements of the Company comply with IFRS;
- Maintaining statutory accounting records in compliance with legislation and accounting standards of the Republic of Azerbaijan;
- Taking such steps as are reasonably available to them to safeguard the assets of the Company; and
- Detecting and preventing fraud, errors and other irregularities.


The financial statements for the year ended December 31, 2023 were authorized for issue on April 4, 2024 by the Management Board of the Company.

**On behalf of the Management Board:**

  
\_\_\_\_\_

Mr. Ajdar Aliyev  
General Director  
Baku, the Republic of Azerbaijan

April 4, 2024

  
\_\_\_\_\_

Mr. Chingiz Abdullayev  
Chief Accountant  
Baku, the Republic of Azerbaijan

April 4, 2024





## **INDEPENDENT AUDITORS' REPORT**

To the Shareholder and the Management Board of "TBC Kredit Non-Bank Credit Organization" Limited Liability Company.

### ***Opinion***

We have audited the financial statements of "TBC Kredit Non-Bank Credit Organization" Limited Liability Company (the "Company"), which comprise the statement of financial position as at December 31, 2023, statement of profit or loss and other comprehensive income, statement of changes in equity and statement of cash flows for the year then ended and notes to the financial statements, including a summary of significant accounting policies.

In our opinion, the accompanying financial statements present fairly, in all material respects, the financial position of the Company as at December 31, 2023, and its financial performance and its cash flows for the year then ended in accordance with International Financial Reporting Standards (IFRSs).

### ***Basis for Opinion***

We conducted our audit in accordance with International Standards on Auditing (ISAs). Our responsibilities under those standards are further described in the Auditors' Responsibilities for the Audit of the Financial Statements section of our report. We are independent of the Company in accordance with the International Ethics Standards Board for Accountants' Code of Ethics for Professional Accountants (IESBA Code), and we have fulfilled our other ethical responsibilities in accordance with the IESBA Code. We believe that the audit evidence we have obtained is sufficient and appropriate to provide a basis for our opinion.

### ***Key Audit Matters***

Key audit matters are those matters that, in our professional judgment, were of most significance in our audit of the financial statements of the current period. These matters were addressed in the context of our audit of the financial statements as a whole, and in forming our opinion thereon, and we do not provide a separate opinion on these matters.

#### ***The key audit matter***

##### ***Allowance for expected credit losses on loans to customers and finance leases***

Loans to customers and finance leases represent 82% of total assets and are stated net of allowance for expected credit losses ("ECL") that are estimated on a regular basis and are sensitive to the assumptions used.

The estimation of expected credit losses requires management to apply significant judgments and estimation techniques to determine probability of default (PD), projected exposure at default (EAD) and loss arising at default (LGD), considering observed historical data, current economic situation and available forward-looking information.

Credit loss allowance for loans to customers and finance leases is a key audit matter due to the significance of the balances to the Company's financial position, and the complexity and judgement related to the estimation of ECL under IFRS 9 Financial Instruments.

*How the matter was addressed in our audit*

We assessed the appropriateness of the methodology and models used for calculation ECL allowance developed by the Company to evaluate their compliance with the requirements of IFRS 9.

For loans to customers and finance leases we tested the correctness of data inputs for PD, LGD and EAD calculation, timely reflection of delinquency events and loan repayments in the underlying systems and allocation of loans into the appropriate Stages. We agreed input data to supporting documents on a sample basis.

We also assessed whether the disclosures of the financial statements appropriately reflect the Company's exposure to credit risk.

***Responsibilities of Management and the Those Charged with Governance for the Financial Statements***

Management is responsible for the preparation and fair presentation of the financial statements in accordance with IFRS, and for such internal control as management determines is necessary to enable the preparation of financial statements that are free from material misstatement, whether due to fraud or error.

In preparing the financial statements, management is responsible for assessing the Company's ability to continue as a going concern, disclosing, as applicable, matters related to going concern and using the going concern basis of accounting unless management either intends to liquidate the Company or to cease operations or has no realistic alternative but to do so.

Those charged with governance are responsible for overseeing the Company's financial reporting process.

## **Auditors' Responsibilities for the Audit of the Financial Statements**

Our objectives are to obtain reasonable assurance about whether the financial statements as a whole are free from material misstatement, whether due to fraud or error, and to issue an auditors' report that includes our opinion. Reasonable assurance is a high level of assurance, but is not a guarantee that an audit conducted in accordance with ISAs will always detect a material misstatement when it exists. Misstatements can arise from fraud or error and are considered material if, individually or in the aggregate, they could reasonably be expected to influence the economic decisions of users taken on the basis of these financial statements.

As part of an audit in accordance with ISAs, we exercise professional judgment and maintain professional scepticism throughout the audit. We also:

- Identify and assess the risks of material misstatement of the financial statements, whether due to fraud or error, design and perform audit procedures responsive to those risks, and obtain audit evidence that is sufficient and appropriate to provide a basis for our opinion. The risk of not detecting a material misstatement resulting from fraud is higher than for one resulting from error, as fraud may involve collusion, forgery, intentional omissions, misrepresentations, or the override of internal control;
- Obtain an understanding of internal control relevant to the audit in order to design audit procedures that are appropriate in the circumstances, but not for the purpose of expressing an opinion on the effectiveness of the Company's internal control;
- Evaluate the appropriateness of accounting policies used and the reasonableness of accounting estimates and related disclosures made by management;
- Conclude on the appropriateness of management's use of the going concern basis of accounting and, based on the audit evidence obtained, whether a material uncertainty exists related to events or conditions that may cast significant doubt on the Company's ability to continue as a going concern. If we conclude that a material uncertainty exists, we are required to draw attention in our auditors' report to the related disclosures in the financial statements or, if such disclosures are inadequate, to modify our opinion. Our conclusions are based on the audit evidence obtained up to the date of our auditors' report. However, future events or conditions may cause the Company to cease to continue as a going concern;
- Evaluate the overall presentation, structure and content of the financial statements, including the disclosures, and whether the financial statements represent the underlying transactions and events in a manner that achieves fair presentation.

We communicate with those charged with governance regarding, among other matters, the planned scope and timing of the audit and significant audit findings, including any significant deficiencies in internal control that we identify during our audit.

April 4, 2024  
Baku, the Republic of Azerbaijan

*Nexia EA*



**“TBC KREDIT NON-BANK CREDIT ORGANIZATION” LIMITED LIABILITY COMPANY**

**STATEMENT OF PROFIT OR LOSS AND OTHER COMPREHENSIVE INCOME FOR THE YEAR ENDED DECEMBER 31, 2023**

*(in thousands of Azerbaijani Manats, unless otherwise indicated)*

	Notes	Year ended December 31, 2023	Year ended December 31, 2022
Interest income	6	4,405	3,787
Interest expense	6	(844)	(852)
<b>Net interest income</b>		<b>3,561</b>	<b>2,935</b>
Fee and commission expense	7	(54)	(28)
Net loss on foreign exchange operations		-	(1)
<b>Operating income</b>		<b>3,507</b>	<b>2,906</b>
Recovery of expected credit losses on financial assets	12, 13	815	1,421
Personnel expenses	8	(2,070)	(1,944)
General and administrative expenses	9	(917)	(828)
Net fair value loss on initial recognition of financial instruments	12	-	(121)
Change in fair value of assets held for sale	15	9	153
Other operating income, net		63	22
<b>Profit before income tax</b>		<b>1,407</b>	<b>1,609</b>
Income tax expense	10	(142)	(72)
<b>Net profit for the year</b>		<b>1,265</b>	<b>1,537</b>
<b>OTHER COMPREHENSIVE INCOME</b>			
Other comprehensive income for the year		-	-
<b>TOTAL COMPREHENSIVE INCOME FOR THE YEAR</b>		<b>1,265</b>	<b>1,537</b>

On behalf of the Management Board:

Mr. Ajdar Aliyev

General Director  
Baku, the Republic of Azerbaijan

April 4, 2024

Mr. Chingiz Abdullayev

Chief Accountant  
Baku, the Republic of Azerbaijan

April 4, 2024

The notes on pages 9-52 form an integral part of these financial statements.



**“TBC KREDIT NON-BANK CREDIT ORGANIZATION” LIMITED LIABILITY COMPANY**

**STATEMENT OF FINANCIAL POSITION  
AS AT DECEMBER 31, 2023**

*(in thousands of Azerbaijani Manats, unless otherwise indicated)*

	Notes	December 31, 2023	December 31, 2022
<b>ASSETS</b>			
Cash and cash equivalents	11	2,158	1,009
Loans to customers	12	11,718	10,442
Finance leases	13	5,057	4,530
Property and equipment	14	637	201
Intangible assets	14	9	14
Assets held for sale	15	401	655
Deferred income tax asset	10	309	294
Other assets	16	233	151
<b>TOTAL ASSETS</b>		<b>20,522</b>	<b>17,296</b>
<b>LIABILITIES</b>			
Due to banks	17	5,498	642
Term borrowings	18	335	490
Debt securities issued	19	2,060	5,120
Lease liability	20	400	125
Other liabilities	21	500	455
<b>TOTAL LIABILITIES</b>		<b>8,793</b>	<b>6,832</b>
<b>EQUITY</b>			
Charter capital	22	8,453	8,453
Retained earnings		3,276	2,011
<b>TOTAL EQUITY</b>		<b>11,729</b>	<b>10,464</b>
<b>TOTAL LIABILITIES AND EQUITY</b>		<b>20,522</b>	<b>17,296</b>

On behalf of the Management Board:

Mr. Ajdar Aliyev

General Director  
Baku, the Republic of Azerbaijan

April 4, 2024

The notes on pages 9-52 form an integral part of these financial statements.

Mr. Chingiz Abdullayev

Chief Accountant  
Baku, the Republic of Azerbaijan

April 4, 2024






**“TBC KREDIT NON-BANK CREDIT ORGANIZATION” LIMITED LIABILITY COMPANY**

**STATEMENT OF CHANGES IN EQUITY  
FOR THE YEAR ENDED DECEMBER 31, 2023**

*(in thousands of Azerbaijani Manats, unless otherwise indicated)*


	Charter capital	Retained earnings	Total equity
January 1, 2022	8,453	474	8,927
Net profit and other comprehensive income for the year	-	1,537	1,537
December 31, 2022	8,453	2,011	10,464
Net profit and other comprehensive income for the year	-	1,265	1,265
December 31, 2023	8,453	3,276	11,729

On behalf of the Management Board:

  
Mr. Ajdar Aliyev

General Director  
Baku, the Republic of Azerbaijan

April 4, 2024

  
Mr. Chingiz Abdullayev

Chief Accountant  
Baku, the Republic of Azerbaijan

April 4, 2024

The notes on pages 9-52 form an integral part of these financial statements.



**“TBC KREDIT NON-BANK CREDIT ORGANIZATION” LIMITED LIABILITY COMPANY**

**STATEMENT OF CASH FLOWS  
FOR THE YEAR ENDED DECEMBER 31, 2023**

*(in thousands of Azerbaijani Manats, unless otherwise indicated)*

	Notes	Year ended December 31, 2023	Year ended December 31, 2022
<b>CASH FLOWS FROM OPERATING ACTIVITIES</b>			
Interest received		4,410	3,824
Interest paid		(802)	(816)
Fee and commission paid		(54)	(28)
Administrative and operating expenses paid		(762)	(602)
Personnel expenses paid		(2,086)	(1,948)
Other operating income received, net		61	22
<b>Cash flows provided from operating activities before changes in operating assets and liabilities</b>		<b>767</b>	<b>452</b>
<b>Changes in operating assets and liabilities</b>			
Net change in loans and advances to customers		(386)	(129)
Net change in finance leases		(607)	(111)
Net change in other operating assets and liabilities		270	1,057
<b>Net cash provided from/(used in) operating activities before income tax is paid</b>		<b>44</b>	<b>1,269</b>
Income tax paid		(190)	(50)
<b>Net cash provided from/(used in) operating activities</b>		<b>(146)</b>	<b>1,219</b>
<b>CASH FLOWS FROM INVESTING ACTIVITIES</b>			
Acquisition of property and equipment		(251)	(44)
Acquisition of intangible assets		-	(2)
<b>Net cash used in investing activities</b>		<b>(251)</b>	<b>(46)</b>
<b>CASH FLOWS FROM FINANCING ACTIVITIES</b>			
Proceed from banks	17	6,001	500
Proceed of term borrowings	18	(235)	-
Repayment to banks	17	(1,167)	(2,696)
Proceeds from bonds issued	19	(3,000)	2,000
Repayment of principal portion of lease liabilities	20	(53)	(68)
Repayment of term borrowings	18	-	(96)
<b>Net cash (used in)/provided from financing activities</b>		<b>1,546</b>	<b>(360)</b>
Effect of exchange rate changes on the balance of cash and cash equivalents		-	(1)
<b>Net increase in cash and cash equivalents</b>		<b>1,149</b>	<b>812</b>
Cash and cash equivalents at the beginning of the year	11	1,009	197
<b>Cash and cash equivalents at the end of the year</b>	11	<b>2,158</b>	<b>1,009</b>

On behalf of the Management Board:

Mr. Ajdar Aliyev

General Director  
Baku, the Republic of Azerbaijan

April 4, 2024

Mr. Chingiz Abdullayev

Chief Accountant  
Baku, the Republic of Azerbaijan

April 4, 2024

The notes on pages 9-52 form an integral part of these financial statements.



# **“TBC KREDIT NON-BANK CREDIT ORGANIZATION” LIMITED LIABILITY COMPANY**

## **NOTES TO THE FINANCIAL STATEMENTS FOR THE YEAR ENDED DECEMBER 31, 2023**

*(in thousands of Azerbaijani Manats, unless otherwise indicated)*

---

### **1 INTRODUCTION**

#### **Organization and operations**

“TBC Kredit Non-Bank Credit Organization” Limited Liability Company (the “Company”) was incorporated and domiciled in the Republic of Azerbaijan. The Company is a limited liability company and was set up in accordance with Azerbaijani regulations.

The Company was founded as a non-bank credit organization on December 7, 1999 as Shore Overseas Azerbaijan and re-registered on April 7, 2006 as “SOA Kredit” Limited Liability Company, then on July 28, 2008 as “TBC Kredit Non-bank Credit Organization” Limited Liability Company with the state registration number 1400233171 (TIN).

The principal activity of the Company is commercial lending operations within the Republic of Azerbaijan. The activities of the Company are regulated by the Central Bank of Azerbaijan Republic (“CBAR”) and business functions are performed under the non-bank credit organization’s license for limited banking operations issued by the CBAR. The legal address of the Company is 71/77 28 May Street, Baku, Azerbaijan.

As at December 31, 2023 the Company had 4 branches (December 31, 2022: 3 branches). The Company tries to increase sales in micro and small business sectors, rather than general retail, with more direct sales and does not need a large number of sales points. The parent of the Company is Georgia-based JSC “TBC Bank” which owns 100% of the Company’s charter capital.

The Company is ultimately controlled by JSC “TBC Bank” as at December 31, 2023.

#### **Business environment**

The Company’s operations are conducted mainly in the Republic of Azerbaijan. Thus, the Company is exposed to risks associated with its activities in the economic and financial markets of Azerbaijan, which are characterized by emerging market economies. Azerbaijan continues economic reforms and development of its legal, tax and regulatory frameworks, however, these regulations are both differently interpreted and frequently changed. As a result of all these and other legal and tax barriers, enterprises operating in Azerbaijan face various difficulties.

In the financial statements the impact of the business environment in Azerbaijan on the Company’s operations and financial position is assessed by the Company’s management. In the future, the business environment may differ from management’s current assessment.

International credit rating agencies regularly evaluate credit rating of the Republic of Azerbaijan. Fitch and S&P evaluated rating of the Republic of Azerbaijan as “BB+”. In 2022, Fitch and Standard & Poor’s, international credit agency, affirmed long and short-term sovereign credit rating of Azerbaijan in foreign and local currency at ‘BB+’. Moody’s Investors Service set “Ba2” credit rating for the country.

Manat has remained stable against the US Dollar during 2023. However, uncertainty over the exchange rate in the future and the ongoing fragility of the banking system hinders policy transmission into the real economy.

The future economic growth of the Republic of Azerbaijan is largely dependent upon the effectiveness of economic, financial and monetary measures undertaken by the Government, together with tax, legal, regulatory and political developments. The Management is unable to predict, all developments in the economic environment which would have an impact on the Company’s operations and consequently what effect, if any, they could have on the financial position of the Company. Management is currently performing sensitivity analysis under

# “TBC KREDIT NON-BANK CREDIT ORGANIZATION” LIMITED LIABILITY COMPANY

## NOTES TO THE FINANCIAL STATEMENTS FOR THE YEAR ENDED DECEMBER 31, 2023

*(in thousands of Azerbaijani Manats, unless otherwise indicated)*

different oil prices scenarios and elaborating relevant action plans for mainlining sustainability of business.

### 2 BASIS OF PREPARATION

These financial statements have been prepared in accordance with International Financial Reporting Standards (“IFRS”) under the historical cost convention. The principal accounting policies applied in the preparation of these financial statements are set out below.

The preparation of financial statements in conformity with IFRS requires the use of certain critical accounting estimates. It also requires management to exercise its judgement in the process of applying the Company’s accounting policies. The areas involving a higher degree of judgement or complexity, or areas where assumptions and estimates are significant to the financial statements are disclosed in Note 4.

The functional and the presentation currency of the Company is Azerbaijani Manat (“AZN”) as, being the national currency of the Republic of Azerbaijan, it reflects the economic substance of the majority of underlying events and circumstances relevant to the Company.

AZN is also the presentation currency for the purposes of these financial statements. Financial information presented in AZN is rounded to the nearest thousand except when otherwise stated.

#### **Going concern**

These financial statements have been prepared on the assumption that the Company is a going concern and will continue in operation for the foreseeable future.

Management views the Company as continuing in business for the foreseeable future with neither the intention nor the necessity of liquidation, ceasing trading or seeking protection from creditors pursuant to laws or regulations of the Republic of Azerbaijan. Accordingly, assets and liabilities are recorded on the basis that the Company will be able to realize its assets and discharge its liabilities in the normal course of business. Some financial reporting frameworks contain an explicit requirement for management to make a specific assessment of the Company’s ability to continue as a going concern, and standards regarding matters to be considered and disclosures to be made in connection with going concern.

Management’s assessment of the going concern assumption involves making a judgment, at a particular point in time, about the future outcome of events or conditions which are inherently uncertain.

### 3 SIGNIFICANT ACCOUNTING POLICIES

#### **Interest**

##### ***Effective interest rate***

Interest income and expense are recognized in profit or loss using the effective interest method. The ‘effective interest rate’ is the rate that exactly discounts estimated future cash payments or receipts through the expected life of the financial instrument to:

- the gross carrying amount of the financial asset; or
- the amortized cost of the financial liability.

When calculating the effective interest rate for financial instruments other than purchased or originated credit-impaired assets, the Company estimates future cash flows considering all contractual terms of the financial instrument, but not expected credit losses. For purchased or

# **“TBC KREDIT NON-BANK CREDIT ORGANIZATION” LIMITED LIABILITY COMPANY**

## **NOTES TO THE FINANCIAL STATEMENTS FOR THE YEAR ENDED DECEMBER 31, 2023**

*(in thousands of Azerbaijani Manats, unless otherwise indicated)*

originated credit-impaired financial assets, a credit-adjusted effective interest rate is calculated using estimated future cash flows including expected credit losses.

The calculation of the effective interest rate includes transaction costs and fees and points paid or received that are an integral part of the effective interest rate. Transaction costs include incremental costs that are directly attributable to the acquisition or issue of a financial asset or financial liability.

### ***Amortized cost and gross carrying amount***

The ‘amortized cost’ of a financial asset or financial liability is the amount at which the financial asset or financial liability is measured on initial recognition minus the principal repayments, plus or minus the cumulative amortization using the effective interest method of any difference between that initial amount and the maturity amount and, for financial assets, adjusted for any expected credit loss allowance.

The ‘gross carrying amount of a financial asset’ measured at amortized cost is the amortized cost of a financial asset before adjusting for any expected credit loss allowance.

### ***Calculation of interest income and expense***

The effective interest rate of a financial asset or financial liability is calculated on initial recognition of a financial asset or a financial liability. In calculating interest income and expense, the effective interest rate is applied to the gross carrying amount of the asset (when the asset is not credit-impaired) or to the amortized cost of the liability.

However, for financial assets that have become credit-impaired subsequent to initial recognition, interest income is calculated by applying the effective interest rate to the amortized cost of the financial asset. If the asset is no longer credit-impaired, then the calculation of interest income reverts to the gross basis.

For financial assets that were credit-impaired on initial recognition, interest income is calculated by applying the credit-adjusted effective interest rate to the amortized cost of the asset. The calculation of interest income does not revert to a gross basis, even if the credit risk of the asset improves.

For information on when financial assets are credit-impaired, see further Note 3.

### ***Presentation***

Interest income calculated using the effective interest method presented in the statement of profit or loss and other comprehensive income includes interest on financial assets measured at amortized cost;

Interest expense presented in the statement of profit or loss and other comprehensive income includes interest on financial liabilities measured at amortized cost;

Other interest income presented in the statement of profit or loss and other comprehensive income includes interest income on net investments in finance leases.

### **Foreign currency transactions**

Monetary assets and liabilities are translated into the Company’s functional currency at the official exchange rate of the CBAR at the end of the respective reporting period. Foreign exchange gains and losses resulting from the settlement of transactions and from the translation of monetary assets and liabilities into the Company’s functional currency at year-end official

# “TBC KREDIT NON-BANK CREDIT ORGANIZATION” LIMITED LIABILITY COMPANY

## NOTES TO THE FINANCIAL STATEMENTS FOR THE YEAR ENDED DECEMBER 31, 2023

*(in thousands of Azerbaijani Manats, unless otherwise indicated)*

exchange rates of the CBAR, are recognized in profit or loss for the year (as foreign exchange translation gains less losses). Translation at year-end rates does not apply to non-monetary items that are measured at historical cost. Non-monetary items measured at fair value in a foreign currency, including equity investments, are translated using the exchange rates at the date when the fair value was determined.

Effects of exchange rate changes on non-monetary items measured at fair value in a foreign currency are recorded as part of the fair value gain or loss.

The exchange rates used by the Company in the preparation of the financial statements as at year-end are as follows:

	December 31, 2023	December 31, 2022
AZN/US Dollar 1	1.7000	1.7000
AZN/Euro 1	1.8766	1.8114

### Cash and cash equivalents

Cash and cash equivalents include notes and coins on hand, unrestricted balances held with banks and highly liquid financial assets with original maturities of less than three months, which are subject to an insignificant risk of changes in their fair value, and are used by the Company in the management of short-term commitments. Cash and cash equivalents are carried at amortized cost in the statement of financial position.

### Financial assets and financial liabilities

#### *Classification*

On initial recognition, a financial asset is classified as measured at amortized cost, FVOCI or FVTPL.

A financial asset is measured at amortized cost if it meets both of the following conditions and is not designated as at FVTPL:

- the asset is held within a business model whose objective is to hold assets to collect contractual cash flows; and
- the contractual terms of the financial asset give rise on specified dates to cash flows that are solely payments of principal and interest on the principal amount outstanding.

A debt instrument is measured at FVOCI only if it meets both of the following conditions and is not designated as at FVTPL:

- the asset is held within a business model whose objective is achieved by both collecting contractual cash flows and selling financial assets; and
- the contractual terms of the financial asset give rise on specified dates to cash flows that are solely payments of principal and interest on the principal amount outstanding.

For debt financial assets measured at FVOCI, gains and losses are recognized in other comprehensive income, except for the following, which are recognized in profit or loss in the same manner as for financial assets measured at amortized cost:

- interest income using the effective interest method;
- ECL and reversals; and
- foreign exchange gains and losses.

# **“TBC KREDIT NON-BANK CREDIT ORGANIZATION” LIMITED LIABILITY COMPANY**

## **NOTES TO THE FINANCIAL STATEMENTS FOR THE YEAR ENDED DECEMBER 31, 2023**

*(in thousands of Azerbaijani Manats, unless otherwise indicated)*

---

### **Business model assessment**

The Company makes an assessment of the objective of a business model in which an asset is held at a portfolio level because this best reflects the way the business is managed and information is provided to management. The information considered includes:

- the stated policies and objectives for the portfolio and the operation of those policies in practice. In particular, whether management’s strategy focuses on earning contractual interest revenue, maintaining a particular interest rate profile, matching the duration of the financial assets to the duration of the liabilities that are funding those assets or realising cash flows through the sale of the assets;
- how the performance of the portfolio is evaluated and reported to the Company’s management;
- the risks that affect the performance of the business model (and the financial assets held within that business model) and how those risks are managed;
- how managers of the business are compensated – e.g. whether compensation is based on the fair value of the assets managed or the contractual cash flows collected; and
- the frequency, volume and timing of sales in prior periods, the reasons for such sales and its expectations about future sales activity. However, information about sales activity is not considered in isolation, but as part of an overall assessment of how the Company’s stated objective for managing the financial assets is achieved and how cash flows are realised.

### **Assessment whether contractual cash flows are solely payments of principal and interest**

For the purposes of this assessment, ‘principal’ is defined as the fair value of the financial asset on initial recognition. ‘Interest’ is defined as consideration for the time value of money and for the credit risk associated with the principal amount outstanding during a particular period of time and for other basic lending risks and costs (e.g. liquidity risk and administrative costs), as well as profit margin.

In assessing whether the contractual cash flows are solely payments of principal and interest, the Company considers the contractual terms of the instrument. This includes assessing whether the financial asset contains a contractual term that could change the timing or amount of contractual cash flows such that it would not meet this condition. In making the assessment, the Company considers:

- contingent events that would change the amount and timing of cash flows;
- leverage features;
- prepayment and extension terms;
- terms that limit the Company’s claim to cash flows from specified assets (e.g. non-recourse asset arrangements); and
- features that modify consideration of the time value of money – e.g. periodical reset of interest rates.

### **Reclassification**

Financial assets are not reclassified subsequent to their initial recognition, except in the period after the Company changes its business model for managing financial assets.

The Company should reclassify financial assets if the Company changes its business model for managing those financial assets. Such changes are expected to be very infrequent. Such changes are determined by the Company’s senior management as a result of external or internal changes and must be significant to the Company’s operations and demonstrable to external parties. Accordingly, a change in the Company’s business model will occur only when

# **“TBC KREDIT NON-BANK CREDIT ORGANIZATION” LIMITED LIABILITY COMPANY**

## **NOTES TO THE FINANCIAL STATEMENTS FOR THE YEAR ENDED DECEMBER 31, 2023**

*(in thousands of Azerbaijani Manats, unless otherwise indicated)*

---

the Company either begins or ceases to perform an activity that is significant to its operations; for example, when the Company has acquired, disposed of or terminated a business line.

### **Financial liabilities**

The Company classified its financial liabilities as measured at amortized cost.

Financial liabilities are not reclassified subsequent to their initial recognition.

### **Financial assets**

If the terms of a financial asset are modified, the Company evaluates whether the cash flows of the modified asset are substantially different. If the cash flows are substantially different (referred to as ‘substantial modification’), then the contractual rights to cash flows from the original financial asset are deemed to have expired. In this case, the original financial asset is derecognized and a new financial asset is recognized at fair value plus any eligible transaction costs. Any fees received as part of the modification are accounted for as follows:

- fees that are considered in determining the fair value of the new asset and fees that represent reimbursement of eligible transaction costs are included in the initial measurement of the asset; and
- other fees are included in profit or loss as part of the gain or loss on derecognition.

Changes in cash flows on existing financial assets or financial liabilities are not considered as modification, if they result from existing contractual terms, e.g. changes in interest rates initiated by the Company due to changes in the CBAR key rate, if the loan agreement entitles the Company to do so.

The Company performs a quantitative and qualitative evaluation of whether the modification is substantial, i.e. whether the cash flows of the original financial asset and the modified or replaced financial asset are substantially different. The Company assesses whether the modification is substantial based on quantitative and qualitative factors in the following order: qualitative factors, quantitative factors, combined effect of qualitative and quantitative factors. If the cash flows are substantially different, then the contractual rights to cash flows from the original financial asset deemed to have expired. In making this evaluation the Company analogizes to the guidance on the derecognition of financial liabilities.

The Company concludes that the modification is substantial as a result of the following qualitative factors:

- change the currency of the financial asset;
- change of terms of a financial asset that lead to non-compliance with the SPPI criterion (e.g. inclusion of conversion feature).

If cash flows are modified when the borrower is in financial difficulties, then the objective of the modification is usually to maximise recovery of the original contractual terms rather than to originate a new asset with substantially different terms. If the Company plans to modify a financial asset in a way that would result in forgiveness of cash flows, then it first considers whether a portion of the asset should be written off before the modification takes place (see below for write-off policy). This approach impacts the result of the quantitative evaluation and means that the derecognition criteria are not usually met in such cases. The Company further performs a qualitative evaluation of whether the modification is substantial.



# “TBC KREDIT NON-BANK CREDIT ORGANIZATION” LIMITED LIABILITY COMPANY

## NOTES TO THE FINANCIAL STATEMENTS FOR THE YEAR ENDED DECEMBER 31, 2023

*(in thousands of Azerbaijani Manats, unless otherwise indicated)*

---

If the modification of a financial asset measured at amortized cost does not result in derecognition of the financial asset, then the Company first recalculates the gross carrying amount of the financial asset using

the original effective interest rate of the asset and recognises the resulting adjustment as a modification gain or loss in profit or loss. For floating-rate financial assets, the original effective interest rate used to calculate the modification gain or loss is adjusted to reflect current market terms at the time of the modification. Any costs or fees incurred and fees received as part of the modification adjust the gross carrying amount of the modified financial asset and are amortized over the remaining term of the modified financial asset.

If such a modification is carried out because of financial difficulties of the borrower, then the gain or loss is presented together with impairment losses. In other cases, it is presented as interest income calculated using the effective interest method.

For fixed-rate loans, where the borrower has an option to prepay the loan at par without significant penalty, the Company treats the modification of an interest rate to a current market rate using the guidance on floating-rate financial instruments. This means that the effective interest rate is adjusted prospectively.

### **Financial liabilities**

The Company derecognises a financial liability when its terms are modified and the cash flows of the modified liability are substantially different. In this case, a new financial liability based on the modified terms is recognized at fair value. The difference between the carrying amount of the financial liability extinguished and the new financial liability with modified terms is recognized in profit or loss. Consideration paid includes non-financial assets transferred, if any, and the assumption of liabilities, including the new modified financial liability.

The Company performs a quantitative and qualitative evaluation of whether the modification is substantial considering qualitative factors, quantitative factors and combined effect of qualitative and quantitative factors. The Company concludes that the modification is substantial as a result of the following qualitative factors:

- change the currency of the financial liability;
- inclusion of conversion option;
- change in the subordination of the financial liability.

For the quantitative assessment, the terms are substantially different if the discounted present value of the cash flows under the new terms, including any fees paid net of any fees received and discounted using the original effective interest rate, is at least 10 percent different from the discounted present value of the remaining cash flows of the original financial liability.

If the modification of a financial liability is not accounted for as derecognition, then the amortized cost of the liability is recalculated by discounting the modified cash flows at the original effective interest rate and the resulting gain or loss is recognized in profit or loss. For floating-rate financial liabilities, the original effective interest rate used to calculate the modification gain or loss is adjusted to reflect current market terms at the time of the modification. Any costs and fees incurred are recognized as an adjustment to the carrying amount of the liability and amortized over the remaining term of the modified financial liability by re-computing the effective interest rate on the instrument.

# **“TBC KREDIT NON-BANK CREDIT ORGANIZATION” LIMITED LIABILITY COMPANY**

## **NOTES TO THE FINANCIAL STATEMENTS FOR THE YEAR ENDED DECEMBER 31, 2023**

*(in thousands of Azerbaijani Manats, unless otherwise indicated)*

---

### ***Expected credit losses***

The Company recognises loss allowances for expected credit losses (ECL) on the following financial instruments that are not measured at FVTPL: financial assets that are debt instruments; lease receivables.

The Company measures loss allowances at an amount equal to lifetime ECL, except for the following, for which they are measured as 12-month ECL:

- debt instruments that are determined to have low credit risk at the reporting date;
- other financial instruments on which credit risk has not increased significantly since their initial recognition.

12-month ECL is the portion of ECL that result from default events on a financial instrument that are possible within the 12 months after the reporting date. Financial instruments for which a 12-month ECL is recognized are referred to as ‘Stage 1’ financial instruments.

Lifetime ECLs are the ECLs that result from all possible default events over the expected life of the financial instrument. Financial instruments for which a lifetime ECL is recognized are referred to as ‘Stage 2’ financial instruments if the credit risk has increased significantly since initial recognition, but the financial instruments are not credit-impaired and ‘Stage 3’ financial instruments (if the financial instruments are credit-impaired).

### ***Measurement of ECL***

ECL is a probability-weighted estimate of credit losses. They are measured as follows:

- financial assets that are not credit-impaired at the reporting date: as the present value of all cash shortfalls (i.e. the difference between the cash flows due to the entity in accordance with the contract and the cash flows that the Company expects to receive);
- financial assets that are credit-impaired at the reporting date: as the difference between the gross carrying amount and the present value of estimated future cash flows.

### ***Credit-impaired financial assets***

At each reporting date, the Company assesses whether financial assets carried at amortized cost are credit-impaired. A financial asset is ‘credit-impaired’ when one or more events that have a detrimental impact on the estimated future cash flows of the financial asset have occurred.

Evidence that a financial asset is credit-impaired includes the following observable data:

- the borrower is past due more than 90 days on any material credit obligation to the Company;
- restrictions on the use of account balances or late payments on the Company’s bank deposits last more than 7 days;
- significant financial difficulty of the borrower;
- the restructuring of a loan on terms that the Company would not consider otherwise.

A loan that has been renegotiated due to a deterioration in the borrower’s condition is usually considered to be credit-impaired unless there is evidence that the risk of not receiving contractual cash flows has reduced significantly and there are no other indicators of impairment. In addition, a retail loan that is overdue for 90 days or more is considered credit-impaired.

# **“TBC KREDIT NON-BANK CREDIT ORGANIZATION” LIMITED LIABILITY COMPANY**

## **NOTES TO THE FINANCIAL STATEMENTS FOR THE YEAR ENDED DECEMBER 31, 2023**

*(in thousands of Azerbaijani Manats, unless otherwise indicated)*

---

### ***Presentation of allowance for ECL in the statement of financial position***

Loss allowances for ECL for financial assets measured at amortized cost are presented in the statement of financial position as a deduction from the gross carrying amount of the assets.

### ***Write-offs***

Loans are written off when there is no reasonable expectation of recovering a financial asset in its entirety or a portion thereof. This is generally the case when the Company determines that the borrower does not have assets or sources of income that could generate sufficient cash flows to repay the amounts subject to the write-off. This assessment is carried out at the individual asset level.

Recoveries of amounts previously written off are included in ‘expected credit losses’ in the statement of profit or loss and other comprehensive income.

Financial assets that are written off could still be subject to enforcement activities in order to comply with the Company’s procedures for recovery of amounts due.

### **Income and expense recognition**

Fee and commission income and expense that are integral to the effective interest rate on a financial asset or financial liability are included in the effective interest rate.

Other fee and commission expenses relate mainly to transaction and service fees, which are expensed as the services are received.

Payments made under operating leases are recognized in profit or loss on a straight-line basis over the term of the lease. Lease incentives received are recognized as an integral part of the total lease expenses, over the term of the lease.

### **Loans to customers**

‘Loans to customers’ caption in the year-end statement of financial position includes loans to customers measured at amortized cost; they are initially measured at fair value plus incremental direct transaction costs, and subsequently at their amortized cost using the effective interest method.

### **Finance lease receivables**

Where the Company is a lessor in a lease that substantially transfers all risks and rewards incidental to ownership to the lessee, the assets leased out are presented as investments in finance leases and carried at the present value of the future lease payments. Investments in finance leases are initially recognized at commencement (when the lease term begins) using a discount rate determined at inception (the early date of the lease agreement and the date of commitment by the parties to the principal provisions of the lease).

The difference between the gross receivable and the present value represents unearned finance income. This income is recognized over the term of the lease using the net investment method (before tax), which reflects a constant periodic rate of return. Incremental costs are directly attributable to negotiating and arranging the lease and are included in the initial measurement of the finance lease receivable and reduce the amount of income recognized over the lease term. Finance income from leases is recorded within interest income in the profit or loss.

# “TBC KREDIT NON-BANK CREDIT ORGANIZATION” LIMITED LIABILITY COMPANY

## NOTES TO THE FINANCIAL STATEMENTS FOR THE YEAR ENDED DECEMBER 31, 2023

*(in thousands of Azerbaijani Manats, unless otherwise indicated)*

---

### Property and equipment

Items of property and equipment are stated at cost less accumulated depreciation and impairment losses.

At each reporting date, the Company assesses whether there is any indication of impairment of property and equipment. If such indication exists, the Company estimates the recoverable amount, which is determined as the higher of an asset's fair value less costs to sell and its value in use. Where the carrying amount of property and equipment is greater than their estimated recoverable amount, it is written down to their recoverable amount and the difference is charged as an impairment loss to the statement of profit or loss.

Gains and losses on disposal of property and equipment are determined by reference to their carrying amount and recorded as gain/(loss) in the statement of profit or loss.

Repairs and maintenance are charged to the statement of profit or loss when the expense is incurred.

Depreciation is charged to profit or loss on a straight-line basis over the estimated useful lives of the individual assets. Depreciation commences on the date of acquisition. The estimated useful lives are as follows:

- Office and computer equipment	5 years
- Furniture and fixture	10 years
- Vehicles	4-5 years
- Leasehold improvement	shorter of useful life and the term of the underlying
- Right of use assets	over the term of the underlying lease

An item of property and equipment is derecognized upon disposal or when no future economic benefits are expected to arise from the continued use of the asset. Any gain or loss arising on the disposal or retirement of an item of property and equipment is determined as the difference between the sales proceeds and the carrying amount of the asset and is recognized in profit or loss.

### Intangible assets

Acquired intangible assets are stated at cost less accumulated amortization and impairment losses.

Acquired computer software licenses are capitalized on the basis of the costs incurred to acquire and bring to use the specific software.

Amortization is charged to profit or loss on a straight-line basis over the estimated useful lives of intangible assets. The estimated useful lives of intangible assets are 5-10 years.

# **“TBC KREDIT NON-BANK CREDIT ORGANIZATION” LIMITED LIABILITY COMPANY**

## **NOTES TO THE FINANCIAL STATEMENTS FOR THE YEAR ENDED DECEMBER 31, 2023**

*(in thousands of Azerbaijani Manats, unless otherwise indicated)*

---

### ***Non-financial assets***

Other non-financial assets, other than deferred taxes, are assessed at each reporting date for any indications of impairment. The recoverable amount of non-financial assets is the greater of their fair value less costs to sell and value in use. In assessing value in use, the estimated future cash flows are discounted to their present value using a pre-tax discount rate that reflects current market assessments of the time value of money and the risks specific to the asset. For an asset that does not generate cash inflows largely independent of those from other assets, the recoverable amount is determined for the cash-generating unit to which the asset belongs. An impairment loss is recognized when the carrying amount of an asset or its cash-generating unit exceeds its recoverable amount.

All impairment losses in respect of non-financial assets are recognized in profit or loss and reversed only if there has been a change in the estimates used to determine the recoverable amount. Any impairment loss reversed is only reversed to the extent that the asset's carrying amount does not exceed the carrying amount that would have been determined, net of depreciation or amortization, if no impairment loss had been recognized.

### **Provisions**

A provision is recognized in the statement of financial position when the Company has a legal or constructive obligation as a result of a past event, and it is probable that an outflow of economic benefits will be required to settle the obligation. If the effect is material, provisions are determined by discounting the expected future cash flows at a pre-tax rate that reflects current market assessments of the time value of money and, where appropriate, the risks specific to the liability.

### **Charter capital**

Charter capital is the amount of capital contributed by all participants. The total numbers of shares are proportionate division between participants in charter capital of the Company. The Company may increase or decrease its charter capital with the approval of the General Meeting of Participants.

### **Dividends**

The ability of the Company to declare and pay dividends is subject to the rules and regulations of Azerbaijan legislation.

Dividends in relation to ordinary shares are reflected as an appropriation of retained earnings in the period when they are declared.

### **Taxation**

Income tax comprises current and deferred tax. Income tax is recognized in profit or loss except to the extent that it relates to items of other comprehensive income or transactions with shareholders recognized directly in equity, in which case it is recognized within other comprehensive income or directly within equity.

### **Current tax**

Current tax expense is the expected tax payable on the taxable income for the year, using tax rates enacted or substantially enacted at the reporting date, and any adjustment to tax payable in respect of previous years.

# **“TBC KREDIT NON-BANK CREDIT ORGANIZATION” LIMITED LIABILITY COMPANY**

## **NOTES TO THE FINANCIAL STATEMENTS FOR THE YEAR ENDED DECEMBER 31, 2023**

*(in thousands of Azerbaijani Manats, unless otherwise indicated)*

---

### **Deferred tax**

Deferred tax is recognized in respect of temporary differences between the carrying amounts of assets and liabilities for financial reporting purposes and the amounts used for taxation purposes. Deferred tax is not recognized for temporary differences on the initial recognition of assets or liabilities in a transaction that affect neither accounting nor taxable profit nor loss.

The measurement of deferred tax reflects the tax consequences that would follow the manner in which the Company expects, at the end of the reporting period, to recover or settle the carrying amount of its assets and liabilities.

Deferred tax assets and liabilities are measured at the tax rates that are expected to be applied to the temporary differences when they reverse, based on the laws that have been enacted or substantively enacted by the reporting date.

Deferred tax asset is recognized only to the extent that it is probable that future taxable profits will be available against which the temporary differences, unused tax losses and credits can be utilized. Deferred tax assets are reduced to the extent that it is no longer probable that the related tax benefit will be realized.

### **Assets held for sale**

Assets held for sale represent financial and non-financial assets acquired by the Company in settlement of overdue loans. The assets are initially recognized at fair value when acquired and included in premises and equipment, other financial assets, investment properties or inventories within other assets depending on their nature and the Company's intention in respect of recovery of these assets and are subsequently remeasured and accounted for in accordance with the accounting policies for these categories of assets.

### **Debt securities issued**

Debt securities issued are stated at amortized cost. If the Company purchases its own debt securities issued, they are removed from the statement of financial position and the difference between the carrying amount of the liability and the consideration paid is included in gains arising from early retirement of debt.

### **Term borrowings**

Term borrowings include loans from non-resident banks and other financial institutions with fixed maturities and fixed or floating interest rates. Term borrowings are carried at amortized cost.

### **Due to banks**

Amounts due to banks are recorded when money or other assets are advanced to the Company by resident counterparty financial institutions. The non-derivative liability is carried at amortized cost. If the Company purchases its own debt, the liability is removed from the statement of financial position and the difference between the carrying amount of the liability and the consideration paid is included in gains or losses arising from early retirement of debt.

### **Leases**

The Company assesses at contract inception whether a contract is, or contains a lease. That is if the contract conveys the right to control the use of an identified asset for a period of time in exchange for consideration.

# **“TBC KREDIT NON-BANK CREDIT ORGANIZATION” LIMITED LIABILITY COMPANY**

## **NOTES TO THE FINANCIAL STATEMENTS FOR THE YEAR ENDED DECEMBER 31, 2023**

*(in thousands of Azerbaijani Manats, unless otherwise indicated)*

---

### **Company as a lessee**

The Company applies a single recognition and measurement approach for all leases, except for short-term leases and leases of low-value assets. The Company recognizes lease liabilities to make lease payments and right-of-use assets representing the right to use the underlying assets.

### **Right-of-use assets**

The Company recognizes right-of-use assets at the commencement date of the lease (i.e., the date the underlying asset is available for use). Right-of-use assets are measured at cost, less any accumulated depreciation and impairment losses, and adjusted for any re-measurement of lease liabilities. The cost of right-of-use assets includes the amount of lease liabilities recognized, initial direct costs incurred, and lease payments made at or before the commencement date less any lease incentives received. Right-of-use assets are depreciated on a straight-line basis over the shorter of the lease term.

If the ownership of the leased asset transfers to the Company at the end of the lease term or the cost reflects the exercise of a purchase option, depreciation is calculated using the estimated useful life of the asset. The right-of-use assets are also subject to impairment.

### **Lease liabilities**

At the commencement date of the lease, the Company recognizes lease liabilities measured at the present value of lease payments to be made over the lease term. The lease payments include fixed payments (including in-substance fixed payments) less any lease incentives receivable, variable lease payments that depend on an index or a rate, and amounts expected to be paid under residual value guarantees. The lease payments also include the exercise price of a purchase option reasonably certain to be exercised by the Company and payments of penalties for terminating the lease, if the lease term reflects the Company exercising the option to terminate.

Variable lease payments that do not depend on an index or a rate are recognized as expenses (unless they are incurred to produce inventories) in the period in which the event or condition that triggers the payment occurs.

In calculating the present value of lease payments, the Company uses its incremental borrowing rate at the lease commencement date because the interest rate implicit in the lease is not readily determinable. After the commencement date, the amount of lease liabilities is increased to reflect the accretion of interest and reduced for the lease payments made. In addition, the carrying amount of lease liabilities is re-measured if there is a modification, a change in the lease term, a change in the lease payments (e.g.,

changes to future payments resulting from a change in an index or rate used to determine such lease payments) or a change in the assessment of an option to purchase the underlying asset.

## **4 CRITICAL ACCOUNTING ESTIMATES AND JUDGEMENTS IN APPLYING ACCOUNTING POLICIES**

The Company makes estimates and assumptions that affect the amounts recognized in the financial statements, and the carrying amounts of assets and liabilities within the next financial year. Estimates and judgements are continually evaluated and are based on management's experience and other factors, including expectations of future events that are believed to be reasonable under the circumstances. Management also makes certain judgements, apart from those involving estimations, in the process of applying the accounting policies. Judgements that have the most significant effect on the amounts recognized in the consolidated financial

# “TBC KREDIT NON-BANK CREDIT ORGANIZATION” LIMITED LIABILITY COMPANY

## NOTES TO THE FINANCIAL STATEMENTS FOR THE YEAR ENDED DECEMBER 31, 2023

*(in thousands of Azerbaijani Manats, unless otherwise indicated)*

statements and estimates that can cause a significant adjustment to the carrying amount of assets and liabilities within the next financial year include:

**Measurement of ECL allowance.** Measurement of ECLs is a significant estimate that involves the determination of methodology, models and data inputs. Details of ECL measurement methodology are disclosed in Note 23. The following components have a major impact on credit loss allowance: definition of default, SICR, probability of default (“PD”), exposure at default (“EAD”), and loss given default (“LGD”), as well as models of macro-economic scenarios. The Company regularly reviews and validates the models and inputs to the models to reduce any differences between expected credit loss estimates and actual credit loss experience. For details of ECL measurement including the incorporation of forward-looking information refer to Note 23.

**Modification of financial assets.** When financial assets are contractually modified (e.g. renegotiated), the Company assesses whether the modification is substantial and should result in derecognition of the original asset and recognition of a new asset at fair value. This assessment is based primarily on qualitative factors, described in the relevant accounting policy and it requires significant judgment. In particular, the Company applies judgment in deciding whether credit-impaired renegotiated loans should be derecognized and whether the new recognized loans should be considered as credit-impaired on initial recognition. The derecognition assessment depends on whether the risks and rewards, that is, the variability of expected (rather than contractual) cash flows, change as a result of such modifications. Management determined that risks and rewards did not change as a result of modifying such loans and therefore in substantially all such modifications, the loans were neither derecognized nor reclassified out of the credit-impaired stage.

**Useful life of premises and equipment.** The Company assesses the remaining useful lives of items of property and equipment at least at each financial year-end. If expectations differ from previous estimates, the changes are accounted for as a change in an accounting estimate in accordance with IAS 8 “Accounting Policies, Changes in Accounting Estimates and Errors”. These estimates may have a material impact on the amount of the carrying values of property and equipment and on depreciation recognized in profit or loss.

**Valuation of lease liabilities and right of use assets.** The application of IFRS 16 requires to make judgements of right of use assets and lease liabilities. In determining the lease term, the Company considers all facts and circumstances that create an economic incentive to exercise renewal options (or not to exercise termination options). Assessing whether a contract includes a lease also requires judgement. Estimates are required to determine the appropriate discount rate used to measure lease liabilities.

**Deferred income tax asset recognition.** The carrying value of deferred income tax assets amounted to AZN 320 thousand and AZN 294 thousand as at December 31, 2023 and 2022, respectively. Management is confident that the carrying amount of deferred income tax assets will be fully realized in the future.

## 5 STANDARDS AND INTERPRETATIONS ISSUED BUT NOT YET ADOPTED

At the date of approval of the current financial statements, in addition to the standards and interpretations adopted by the Company prior to the effective date, the following standards and interpretations have been published but have not entered into force.

The IASB has amended **Sale and Leaseback Liabilities (Amendments to IFRS 16)** to clarify how sales and leaseback transactions that meet the requirements of IFRS 15 should be accounted for as sales. **Lease liabilities on sale and leaseback (amendments to IFRS 16)** require the lessee to subsequently measure the lease liability arising from the leaseback so as not to recognize any amount of gain or loss retained in the right of use. The new requirements do not prevent a seller-lessee from recognizing in profit or loss any gains or losses associated



# “TBC KREDIT NON-BANK CREDIT ORGANIZATION” LIMITED LIABILITY COMPANY

## NOTES TO THE FINANCIAL STATEMENTS FOR THE YEAR ENDED DECEMBER 31, 2023

*(in thousands of Azerbaijani Manats, unless otherwise indicated)*

with the partial or complete termination of a lease. The amendments are effective for annual periods beginning on or after 1 January 2024. Earlier application of standard is permitted.

In October 2022, the IASB issued an amendment entitled **Long-Term Liabilities with Covenants (Amendments to IFRS No. 1)** to determine the impact on the classification of obligations that an entity must satisfy within twelve months of the reporting period. According to the amendment, the classification of a liability as current or non-current is affected only by the conditions that the entity must comply with on or before the reporting date. In addition, an entity must disclose in the notes to the financial statements to users of the statements the risk that long-term obligations with covenants may be settled within twelve months. The amendments are effective for annual periods beginning on or after 1 January 2024.

Unless otherwise stated, the new standards are not expected to have an impact on the Company's financial statements.

### 6 NET INTEREST INCOME

	Year ended December 31, 2023	Year ended December 31, 2022
<b>Interest income calculated using the effective</b>		
Loans and advances to customers	2,757	2,283
Interest income on finance leases	1,635	1,491
Current accounts and overnight placements with banks	13	13
<b>Total interest income calculated using the effective interest method</b>	<b>4,405</b>	<b>3,787</b>
<b>Interest expense calculated using the effective</b>		
Debt securities in issue	(540)	(547)
Due to banks	(228)	(251)
Term borrowings	(28)	(38)
Lease liability	(48)	(16)
<b>Total interest expense calculated using the effective interest method</b>	<b>(844)</b>	<b>(852)</b>
<b>Net interest income</b>	<b>3,561</b>	<b>2,935</b>

### 7 FEE AND COMMISSION EXPENSE

	Year ended December 31, 2023	Year ended December 31, 2022
Settlement transactions	(25)	(21)
Others	(29)	(7)
<b>Total fee and commission expenses</b>	<b>(54)</b>	<b>(28)</b>

### 8 PERSONNEL EXPENSES

	Year ended December 31, 2023	Year ended December 31, 2022
Employee compensation	(1,758)	(1,657)
Contributions to State Social Security Fund	(312)	(287)
<b>Total personnel expenses</b>	<b>(2,070)</b>	<b>(1,944)</b>

**“TBC KREDIT NON-BANK CREDIT ORGANIZATION” LIMITED LIABILITY COMPANY**

**NOTES TO THE FINANCIAL STATEMENTS  
FOR THE YEAR ENDED DECEMBER 31, 2023**

*(in thousands of Azerbaijani Manats, unless otherwise indicated)*

**9 GENERAL AND ADMINISTRATIVE EXPENSES**

	Year ended December 31, 2023	Year ended December 31, 2022
Communication expenses	(184)	(155)
Depreciation and amortization	(149)	(133)
Repair and maintenance expenses	(144)	(63)
Professional services fees	(84)	(82)
Software maintenance costs	(73)	(73)
Advertising and marketing expenses	(58)	(113)
Office supplies	(36)	(29)
Rent expenses less than 12 months and of low value	(31)	(26)
Utilities	(27)	(26)
Taxes other than income tax	(17)	(17)
Others	(114)	(111)
<b>Total general and administrative expenses</b>	<b>(917)</b>	<b>(828)</b>

**10 INCOME TAX EXPENSE**

	Year ended December 31, 2023	Year ended December 31, 2022
Current year tax expense	(157)	(78)
Movement in deferred income tax assets due to origination and reversal of temporary differences	15	6
<b>Total income tax (expense)/benefit</b>	<b>(142)</b>	<b>(72)</b>

In 2023, the applicable tax rate for current and deferred tax is 20% (2022: 20%).

Reconciliation of effective tax rate for the year ended December 31:

	Year ended December 31, 2023	Year ended December 31, 2022
Profit before income tax	1,407	1,609
Income tax at the applicable tax rate (20%)	(281)	(322)
Tax effect of permanent differences	139	250
<b>Income tax (expense)/benefit</b>	<b>(142)</b>	<b>(72)</b>

**Deferred income tax assets and liabilities**

Differences between IFRS and the Azerbaijani statutory taxation rules give rise to certain temporary differences between the carrying value of certain assets and liabilities for purposes of financial reporting and income tax calculation. The tax effect of the movements in these temporary differences is recorded at the rate of 20%.

# “TBC KREDIT NON-BANK CREDIT ORGANIZATION” LIMITED LIABILITY COMPANY

## NOTES TO THE FINANCIAL STATEMENTS FOR THE YEAR ENDED DECEMBER 31, 2023

*(in thousands of Azerbaijani Manats, unless otherwise indicated)*

Movements in temporary and deductible differences during the years ended December 31, 2023 and 2022 are presented as follows:

	January 1, 2023	Recognized in profit or loss	December 31, 2023
Loans to customers	33	(59)	(26)
Finance lease	26	55	81
Assets held for sale	191	(1)	190
Lease liability	25	3	28
Other liabilities	44	(1)	43
Other assets	12	(2)	10
Property, equipment and intangible assets	(14)	(6)	(20)
Other financial assets	(1)	12	11
Debt securities issued	(10)	8	(2)
Term borrowings	(12)	6	(6)
	<b>294</b>	<b>15</b>	<b>309</b>

	January 1, 2022	Recognized in profit or loss	December 31, 2022
Loans to customers	12	21	33
Finance lease	21	5	26
Assets held for sale	222	(31)	191
Lease liability	16	9	25
Other liabilities	45	(1)	44
Other assets	12	-	12
Property, equipment and intangible assets	(7)	(7)	(14)
Other financial assets	(1)	-	(1)
Debt securities issued	(13)	3	(10)
Term borrowings	(19)	7	(12)
	<b>288</b>	<b>6</b>	<b>294</b>

## 11 CASH AND CASH EQUIVALENTS

	December 31, 2023	December 31, 2022
<b>Cash on hand</b>	6	6
<b>Correspondent accounts with other banks</b>		
- rated from BB- to BB+	1,973	591
- not rated	179	412
<b>Total correspondent accounts with other banks</b>	<b>2,152</b>	<b>1,003</b>
<b>Total cash and cash equivalents</b>	<b>2,158</b>	<b>1,009</b>

Ratings are based on the Fitch Rating system. As at December 31, 2023 and 2022, all balances included in cash and cash equivalents are classified as Stage 1 and no allowance for expected credit loss is recognized.

**“TBC KREDIT NON-BANK CREDIT ORGANIZATION” LIMITED LIABILITY COMPANY**

**NOTES TO THE FINANCIAL STATEMENTS  
FOR THE YEAR ENDED DECEMBER 31, 2023**

*(in thousands of Azerbaijani Manats, unless otherwise indicated)*

**12 LOANS TO CUSTOMERS**

	December 31, 2023	% of total gross loans	December 31, 2022	% of total gross loans
Business loans	3,813	31%	3,378	30%
Consumer loans	8,307	69%	7,743	70%
<b>Total loans to customers</b>	<b>12,120</b>		<b>11,121</b>	
Less: allowance for expected credit loss	(402)		(679)	6%
<b>Net loans to customers</b>	<b>11,718</b>		<b>10,442</b>	

The following table shows loan balances per each industry group of the customers as at December 31, 2023 and 2022:

	December 31, 2023	% of total gross loans	December 31, 2022	% of total gross loans
Consumer	7,771	64%	6,618	60%
Trade and services	3,794	31%	3,333	30%
Mortgage	536	5%	1,124	10%
Agriculture	14	0%	20	0%
Other	5	0%	26	0%
<b>Total loans to customers</b>	<b>12,120</b>		<b>11,121</b>	
Less: allowance for expected credit loss	(402)		(679)	
<b>Net loans to customers</b>	<b>11,718</b>		<b>10,442</b>	

**Loss allowance**

The following tables show reconciliations from the opening to the closing balances of the loss allowance of loans to customers.

	<b>2023</b>			
	<b>Stage 1</b>	<b>Stage 2</b>	<b>Stage 3</b>	<b>Total</b>
<b>Loans to customers at amortized cost</b>				
Balance at 1 January	94	33	552	679
Transfer to Stage 1	-	-	-	-
Transfer to Stage 2	(9)	9	-	-
Transfer to Stage 3	(56)	(19)	75	-
Net remeasurement of loss allowance	(5)	(14)	(1,356)	(1,375)
New financial assets originated or purchased	101	13	24	138
Write-offs	-	-	(206)	(206)
Recoveries of amounts previously written off	-	-	1,161	1,161
Unwinding of discount on present value of ECLs	-	-	5	5
<b>Balance at 31 December</b>	<b>125</b>	<b>22</b>	<b>255</b>	<b>402</b>

**“TBC KREDIT NON-BANK CREDIT ORGANIZATION” LIMITED LIABILITY COMPANY**

**NOTES TO THE FINANCIAL STATEMENTS  
FOR THE YEAR ENDED DECEMBER 31, 2023**

*(in thousands of Azerbaijani Manats, unless otherwise indicated)*

	<b>2022</b>			
	<b>Stage 1</b>	<b>Stage 2</b>	<b>Stage 3</b>	<b>Total</b>
<b>Loans to customers at amortized cost</b>				
Balance at 1 January	95	8	1,002	1,105
Transfer to Stage 1	-	-	-	-
Transfer to Stage 2	(4)	5	(1)	-
Transfer to Stage 3	(81)	(8)	89	-
Net remeasurement of loss allowance	7	(1)	(1,479)	(1,473)
New financial assets originated or purchased	77	29	13	119
Write-offs	-	-	(283)	(283)
Recoveries of amounts previously written off			1,195	1,195
Unwinding of discount on present value of ECLs	-	-	16	16
<b>Balance at 31 December</b>	<b>94</b>	<b>33</b>	<b>552</b>	<b>679</b>

	<b>2023</b>			
	<b>Stage 1</b>	<b>Stage 2</b>	<b>Stage 3</b>	<b>Total</b>
<b>Loans to customers at amortized cost-business loans</b>				
Balance at 1 January	34	14	307	355
Transfer to Stage 1	-	-	-	-
Transfer to Stage 2	(2)	2	-	-
Transfer to Stage 3	(19)	(10)	29	-
Net remeasurement of loss allowance	(7)	(4)	(908)	(919)
New financial assets originated or purchased	42	7	13	62
Write-offs	-	-	(115)	(115)
Recoveries of amounts previously written off	-	-	836	836
Unwinding of discount on present value of ECLs	-	-	2	2
<b>Balance at 31 December</b>	<b>48</b>	<b>9</b>	<b>164</b>	<b>221</b>

	<b>2022</b>			
	<b>Stage 1</b>	<b>Stage 2</b>	<b>Stage 3</b>	<b>Total</b>
<b>Loans to customers at amortized cost-business loans</b>				
Balance at 1 January	27	5	576	608
Transfer to Stage 1	-	-	-	-
Transfer to Stage 2	(2)	2	-	-
Transfer to Stage 3	(30)	(8)	38	-
Net remeasurement of loss allowance	10	3	(964)	(951)
New financial assets originated or purchased	29	12	9	50
Write-offs	-	-	(117)	(117)
Recoveries of amounts previously written off	-	-	760	760
Unwinding of discount on present value of ECLs	-	-	5	5
<b>Balance at 31 December</b>	<b>34</b>	<b>14</b>	<b>307</b>	<b>355</b>

# “TBC KREDIT NON-BANK CREDIT ORGANIZATION” LIMITED LIABILITY COMPANY

## NOTES TO THE FINANCIAL STATEMENTS FOR THE YEAR ENDED DECEMBER 31, 2023

(in thousands of Azerbaijani Manats, unless otherwise indicated)

	2023			
	Stage 1	Stage 2	Stage 3	Total
<b>Loans to customers at amortized cost-consumer loans</b>				
Balance at 1 January	60	19	245	324
Transfer to Stage 1	-	-	-	-
Transfer to Stage 2	(7)	7	-	-
Transfer to Stage 3	(37)	(9)	46	-
Net remeasurement of loss allowance	2	(10)	(448)	(456)
New financial assets originated or purchased	59	6	11	76
Write-offs	-	-	(91)	(91)
Recoveries of amounts previously written off	-	-	325	325
Unwinding of discount on present value of ECLs	-	-	3	3
<b>Balance at 31 December</b>	<b>77</b>	<b>13</b>	<b>91</b>	<b>181</b>

	2022			
	Stage 1	Stage 2	Stage 3	Total
<b>Loans to customers at amortized cost-consumer loans</b>				
Balance at 1 January	68	3	426	497
Transfer to Stage 1	-	-	-	-
Transfer to Stage 2	(2)	3	(1)	-
Transfer to Stage 3	(51)	-	51	-
Net remeasurement of loss allowance	(3)	(4)	(515)	(522)
New financial assets originated or purchased	48	17	4	69
Write-offs	-	-	(166)	(166)
Recoveries of amounts previously written off	-	-	435	435
Unwinding of discount on present value of ECLs	-	-	11	11
<b>Balance at 31 December</b>	<b>60</b>	<b>19</b>	<b>245</b>	<b>324</b>

Loans that are written off during 2023 and 2022 could still be subject to enforcement activities in order to comply with the Company's procedures for recovery of amounts due.

As at December 31, 2023 and 2022 included in accrued interest receivable on loans to customers amounted to AZN 240 thousand and AZN 231 thousand, respectively.

### Credit quality of loans to customers

The following table provides information on the credit quality of loans to customers as at December 31, 2023 and 2022.

	December 31, 2023			
	Stage 1	Stage 2	Stage 3	Total
<b>Loans to customers at amortized cost</b>				
Not overdue	11,190	129	77	11,396
Overdue less than 30 days	281	-	10	291
Overdue 30-89 days	3	72	15	90
Overdue 90-179 days	-	-	80	80
Overdue 180-360 days	-	-	114	114
Overdue more than 360 days	-	-	149	149
<b>Total loans to customers</b>	<b>11,474</b>	<b>201</b>	<b>445</b>	<b>12,120</b>
Less: allowance for expected credit loss	(125)	(22)	(255)	(402)
<b>Carrying amount</b>	<b>11,349</b>	<b>179</b>	<b>190</b>	<b>11,718</b>

**“TBC KREDIT NON-BANK CREDIT ORGANIZATION” LIMITED LIABILITY COMPANY**

**NOTES TO THE FINANCIAL STATEMENTS  
FOR THE YEAR ENDED DECEMBER 31, 2023**

*(in thousands of Azerbaijani Manats, unless otherwise indicated)*

	December 31, 2022			
	Stage 1	Stage 2	Stage 3	Total
<b>Loans to customers at amortized cost</b>				
Not overdue	9,332	283	125	9,740
Overdue less than 30 days	157	3	58	218
Overdue 30-89 days	1	90	13	104
Overdue 90-179 days	-	-	149	149
Overdue 180-360 days	-	-	228	228
Overdue more than 360 days	-	-	682	682
<b>Total loans to customers</b>	<b>9,490</b>	<b>376</b>	<b>1,255</b>	<b>11,121</b>
Less: allowance for expected credit loss	(94)	(33)	(552)	(679)
<b>Carrying amount</b>	<b>9,396</b>	<b>343</b>	<b>703</b>	<b>10,442</b>

	December 31, 2023			
	Stage 1	Stage 2	Stage 3	Total
<b>Loans to customers at amortized cost – business loans</b>				
Not overdue	3,402	9	50	3,461
Overdue less than 30 days	83	-	5	88
Overdue 30-89 days	3	33	8	44
Overdue 90-179 days	-	-	39	39
Overdue 180-360 days	-	-	59	59
Overdue more than 360 days	-	-	122	122
<b>Total loans to customers</b>	<b>3,488</b>	<b>42</b>	<b>283</b>	<b>3,813</b>
Less: allowance for expected credit loss	(48)	(9)	(164)	(221)
<b>Carrying amount</b>	<b>3,440</b>	<b>33</b>	<b>119</b>	<b>3,592</b>

	December 31, 2022			
	Stage 1	Stage 2	Stage 3	Total
<b>Loans to customers at amortized cost – business loans</b>				
Not overdue	2,493	68	39	2,600
Overdue less than 30 days	46	3	38	87
Overdue 30-89 days	1	42	11	54
Overdue 90-179 days	-	-	86	86
Overdue 180-360 days	-	-	47	47
Overdue more than 360 days	-	-	504	504
<b>Total loans to customers</b>	<b>2,540</b>	<b>113</b>	<b>725</b>	<b>3,378</b>
Less: allowance for expected credit loss	(34)	(14)	(307)	(355)
<b>Carrying amount</b>	<b>2,506</b>	<b>99</b>	<b>418</b>	<b>3,023</b>

# “TBC KREDIT NON-BANK CREDIT ORGANIZATION” LIMITED LIABILITY COMPANY

## NOTES TO THE FINANCIAL STATEMENTS FOR THE YEAR ENDED DECEMBER 31, 2023

(in thousands of Azerbaijani Manats, unless otherwise indicated)

	December 31, 2023			
	Stage 1	Stage 2	Stage 3	Total
<b>Loans to customers at amortized cost – consumer loans</b>				
Not overdue	7,788	120	27	7,935
Overdue less than 30 days	198	-	5	203
Overdue 30-89 days	-	39	7	46
Overdue 90-179 days	-	-	41	41
Overdue 180-360 days	-	-	55	55
Overdue more than 360 days	-	-	27	27
<b>Total loans to customers</b>	<b>7,986</b>	<b>159</b>	<b>162</b>	<b>8,307</b>
Less: allowance for expected credit loss	(77)	(13)	(91)	(181)
<b>Carrying amount</b>	<b>7,909</b>	<b>146</b>	<b>71</b>	<b>8,126</b>

	December 31, 2022			
	Stage 1	Stage 2	Stage 3	Total
<b>Loans to customers at amortized cost – consumer loans</b>				
Not overdue	6,839	215	86	7,140
Overdue less than 30 days	111	-	20	131
Overdue 30-89 days	-	48	2	50
Overdue 90-179 days	-	-	63	63
Overdue 180-360 days	-	-	181	181
Overdue more than 360 days	-	-	178	178
<b>Total loans to customers</b>	<b>6,950</b>	<b>263</b>	<b>530</b>	<b>7,743</b>
Less: allowance for expected credit loss	(60)	(19)	(245)	(324)
<b>Carrying amount</b>	<b>6,890</b>	<b>244</b>	<b>285</b>	<b>7,419</b>

### Collateral held and other credit enhancements

The following table sets out information on loans to customers that are credit-impaired and related collateral held in order to mitigate potential losses as at December 31, 2023. The fair value of collaterals is updated as at the reporting date.

For each loan, the fair value of disclosed collateral is capped to the carrying amount of the loan it is held against.

	Gross carrying amount	Allowance for expected credit loss	Carrying amount	Fair value of collateral held		
				Motor vehicles	Real estate	Total
<b>Loans to individuals</b>						
Business loans	283	(164)	119	10	193	203
Consumer loans	162	(91)	71	-	141	141
<b>Total credit-impaired loans to customers</b>	<b>445</b>	<b>(255)</b>	<b>190</b>	<b>10</b>	<b>334</b>	<b>344</b>

Credit-impaired loans to customers in the total carrying amount of AZN 190 thousand were over-collateralized by AZN 154 thousand.



## “TBC KREDIT NON-BANK CREDIT ORGANIZATION” LIMITED LIABILITY COMPANY

### NOTES TO THE FINANCIAL STATEMENTS FOR THE YEAR ENDED DECEMBER 31, 2023

(in thousands of Azerbaijani Manats, unless otherwise indicated)

The following table provides information on collateral securing loans to customers, net of impairment, by types of collateral as at December 31, 2023:

	Gross carrying amount	Allowance for expected credit loss	Carrying amount	Fair value of collateral held		
				Motor vehicles	Real estate	Total
<b>Loans to individuals</b>						
Business loans	3,813	(222)	3,591	40	803	843
Consumer loans	8,307	(180)	8,127	-	1,293	1,293
<b>Total loans to customers</b>	<b>12,120</b>	<b>(402)</b>	<b>11,718</b>	<b>40</b>	<b>2,096</b>	<b>2,136</b>

Total loans to customers in the total carrying amount of AZN 11,718 thousand were under collateralized by AZN 9,582 thousand.

The following table sets out information on loans to customers that are credit-impaired and related collateral held in order to mitigate potential losses as at December 31, 2022. The fair value of collaterals is updated as at the reporting date.

	Gross carrying amount	Allowance for expected credit loss	Carrying amount	Fair value of collateral held		
				Motor vehicles	Real estate	Total
<b>Loans to individuals</b>						
Business loans	726	(307)	419	31	1,194	1,224
Consumer loans	529	(245)	284	-	430	430
<b>Total credit-impaired loans to customers</b>	<b>1,255</b>	<b>(552)</b>	<b>703</b>	<b>31</b>	<b>1,624</b>	<b>1,654</b>

Credit-impaired loans to customers in the total carrying amount of AZN 703 thousand were over-collateralized by AZN 951 thousand.

The following table provides information on total amount of loans to customers, net of impairment, by types of collateral as at December 31, 2022:

	Gross carrying amount	Allowance for expected credit loss	Carrying amount	Fair value of collateral held		
				Motor vehicles	Real estate	Total
<b>Loans to individuals</b>						
Business loans	3,378	(355)	3,023	73	1,684	1,758
Consumer loans	7,743	(324)	7,419	2	2,301	2,303
<b>Total loans to customers</b>	<b>11,121</b>	<b>(679)</b>	<b>10,442</b>	<b>75</b>	<b>3,986</b>	<b>4,061</b>

Total loans to customers in the total carrying amount of AZN 10,442 thousand were under collateralized by AZN 6,381 thousand.

#### Significant credit exposures

As at December 31, 2023 and 2022 the Company has no borrowers or companies of connected borrowers, whose loan balances exceed 10% of equity.

# “TBC KREDIT NON-BANK CREDIT ORGANIZATION” LIMITED LIABILITY COMPANY

## NOTES TO THE FINANCIAL STATEMENTS FOR THE YEAR ENDED DECEMBER 31, 2023

(in thousands of Azerbaijani Manats, unless otherwise indicated)

### Loan maturities

The maturity of the loan portfolio is presented in Note 23, which shows the remaining period from the reporting date to the contractual maturity of the loans.

### 13 FINANCE LEASES

The following table provides an analysis of finance lease receivables for leases of vehicles and equipment in which the Company is the lessor.

	December 31, 2023	December 31, 2022
<b>investment in finance lease, receivable</b>		
Less than one year	3,027	2,823
Between one and five years	2,283	1,860
<b>Net investment in finance lease</b>	<b>5,310</b>	<b>4,683</b>
Less: allowance for expected credit loss	(253)	(153)
	<b>5,057</b>	<b>4,530</b>

The Company treats a finance lease as a business loan in ECL measurement. As at December 31, 2023 and 2022 total of AZN 253 thousand and AZN 153 thousand allowance for expected credit loss is recognized, respectively.

As at December 31, 2023 and 2022 included in accrued interest receivable on finance leases amounted to AZN 90 thousand and AZN 70 thousand, respectively.

### 14 PROPERTY, EQUIPMENT AND INTANGIBLE ASSETS

	Right-of- use assets (buildings)	Leasehold improvement	Office and computer equipment	Furniture	Vehicles	Computer software and licenses	Total
<b>Cost</b>							
Balance at January 1, 2023	379	454	408	125	29	229	1,624
Additions	338	59	169	-	30	-	596
Derecognition/disposals	(26)	-	(40)	-	(20)	-	(86)
<b>Balance at December 31, 2023</b>	<b>691</b>	<b>513</b>	<b>537</b>	<b>125</b>	<b>39</b>	<b>229</b>	<b>2,134</b>
<b>Depreciation and amortization</b>							
Balance at January 1, 2023	(265)	(454)	(350)	(106)	(19)	(215)	(1,409)
Depreciation and amortization for the year	(67)	(3)	(56)	(8)	(10)	(5)	(149)
Eliminated on disposals	17	-	45	-	8	-	70
<b>Balance at December 31, 2023</b>	<b>(315)</b>	<b>(457)</b>	<b>(361)</b>	<b>(114)</b>	<b>(21)</b>	<b>(220)</b>	<b>(1,488)</b>
<b>Carrying amount</b>							
<b>At December 31, 2023</b>	<b>376</b>	<b>56</b>	<b>176</b>	<b>11</b>	<b>18</b>	<b>9</b>	<b>646</b>

**“TBC KREDIT NON-BANK CREDIT ORGANIZATION” LIMITED LIABILITY COMPANY**

**NOTES TO THE FINANCIAL STATEMENTS  
FOR THE YEAR ENDED DECEMBER 31, 2023**

*(in thousands of Azerbaijani Manats, unless otherwise indicated)*

	Right-of-use assets (buildings)	Leasehold improvement	Office and computer equipment	Furniture	Vehicles	Computer software and licenses	Total
<b>Cost</b>							
Balance at January 1, 2022	265	454	410	130	29	227	1,515
Additions	109	-	6	1	-	2	118
Effect of modification	5	-	-	-	-	-	5
Derecognition/disposals	-	-	(8)	(6)	-	-	(14)
<b>Balance at December 31, 2022</b>	<b>379</b>	<b>454</b>	<b>408</b>	<b>125</b>	<b>29</b>	<b>229</b>	<b>1,624</b>
<b>Depreciation and amortization</b>							
Balance at January 1, 2022	(187)	(452)	(322)	(104)	(16)	(209)	(1,290)
Depreciation and amortization for the year	(78)	(2)	(36)	(8)	(3)	(6)	(133)
Eliminated on disposals	-	-	8	6	-	-	14
<b>Balance at December 31, 2022</b>	<b>(265)</b>	<b>(454)</b>	<b>(350)</b>	<b>(106)</b>	<b>(19)</b>	<b>(215)</b>	<b>(1,409)</b>
<b>Carrying amount</b>							
<b>At December 31, 2022</b>	<b>114</b>	<b>-</b>	<b>58</b>	<b>19</b>	<b>10</b>	<b>14</b>	<b>215</b>

As at December 31, 2023 and 2022, no property and equipment were pledged as collateral for borrowings.

**15 ASSETS HELD FOR SALE**

During the years ended December 31, 2023 and 2022 the Company received non-financial assets held for sale at fair value by taking possession of collateral held as security against loans to customers. The Company continues to actively market the assets held for sale at a price that is reasonable given the change in market conditions. As at December 31, 2023 and 2022 all of the assets held for sale were real estate properties.

	December 31, 2023	December 31, 2022
Repossessed collaterals	1,353	1,616
Cumulative change in fair value less costs to sell	(952)	(961)
<b>Balance at the end of the year</b>	<b>401</b>	<b>655</b>

The Company recognized fair value gain on assets held for sale in the amount of AZN 9 thousand during the year ended December 31, 2023 (December 31, 2022: AZN 153 thousand loss).

# “TBC KREDIT NON-BANK CREDIT ORGANIZATION” LIMITED LIABILITY COMPANY

## NOTES TO THE FINANCIAL STATEMENTS FOR THE YEAR ENDED DECEMBER 31, 2023

(in thousands of Azerbaijani Manats, unless otherwise indicated)

### 16 OTHER ASSETS

	December 31, 2023	December 31, 2022
<b>Other financial assets:</b>		
Receivables from intermediaries	190	137
Less: allowance for expected credit loss	(54)	(54)
<b>Total other financial assets</b>	<b>136</b>	<b>83</b>
<b>Other non-financial assets:</b>		
Prepayments for property and equipment	-	37
Prepayments for services	97	31
<b>Total other non-financial assets</b>	<b>97</b>	<b>68</b>
<b>Total other assets</b>	<b>233</b>	<b>151</b>

### 17 DUE TO BANKS

	December 31, 2023	December 31, 2022
Loans from “Kapital Bank” OJSC	-	424
Loans from “Yelo Bank” OJSC	-	187
Loans from “Pasha Bank” OJSC	5,498	31
<b>Total due to banks</b>	<b>5,498</b>	<b>642</b>

The principal balance due to “Pasha Bank” OJSC was AZN 5,471 thousand (December 31, 2022: AZN 31 thousand) and the balance of accrued interest was AZN 27 (December 31, nil). These loans consist of AZN 6,000 thousand obtained in May 2022 with an annual interest rate of 14% which matures in December 2022 and AZN 500 thousand obtained in August 2021 with an annual interest rate of 13% which matures in January 2023.

As at December 31, 2023 and 2022 included in accrued interest payable on due to banks amounted to AZN 27 thousand and AZN 5 thousand, respectively.

The Company is not subject to any covenants related to these borrowings.

Movements in due to banks balances for the year ended December 31, 2023 and 2022 are as follows:

	December 31, 2023	December 31, 2022
<b>Balance at the beginning of the year</b>	<b>642</b>	<b>2,839</b>
Proceeds	6,000	500
Repayment	(1,167)	(2,696)
<b>Total changes from financing cash flows</b>	<b>5,475</b>	<b>643</b>
Interest expense	228	251
Interest paid	(205)	(252)
<b>Balance at the end of the year</b>	<b>5,498</b>	<b>642</b>

# “TBC KREDIT NON-BANK CREDIT ORGANIZATION” LIMITED LIABILITY COMPANY

## NOTES TO THE FINANCIAL STATEMENTS FOR THE YEAR ENDED DECEMBER 31, 2023

(in thousands of Azerbaijani Manats, unless otherwise indicated)

### 18 TERM BORROWINGS

	December 31, 2023	December 31, 2022
Funds borrowed from CBAR	335	490
<b>Total term borrowings</b>	<b>335</b>	<b>490</b>

*Central Bank of the Republic of Azerbaijan*

During the year ended December 31, 2020, the Company received borrowings from CBAR in the amount of AZN 728 thousand with an annual interest rate of 0.1% per annum for 5 years under the Decree. The interest rate of borrowings received from the CBAR for the purpose of financing the restructured loans was below market rate as at the date of origination, therefore the Company recognized a gain at initial recognition of these borrowings.

In accordance with the agreement signed between the Company and the Ministry of Finance of Azerbaijan which acts as a guarantor on behalf of the Republic of Azerbaijan, the Company paid a guarantee fee in the amount of 0.5% of received borrowings from CBAR.

Movements in term borrowings balances for the year ended December 31, 2023 and 2022 are as follows:

	December 31, 2023	December 31, 2021
<b>Balance at the beginning of the year</b>	490	635
Repayment	(148)	(96)
<b>Total changes from financing cash flows</b>	<b>342</b>	<b>539</b>
Interest expense	28	38
Interest paid	(35)	(87)
<b>Balance at the end of the year</b>	<b>335</b>	<b>490</b>

As at December 31, 2023 and 2022 included in accrued interest payable on term borrowings amounted to AZN 99 thousand and AZN 20 thousand, respectively.

### 19 DEBT SECURITIES ISSUED

	December 31, 2023	December 31, 2022
Registered bonds in State Register for Securities	2,060	5,120
<b>Total debt securities issued</b>	<b>2,060</b>	<b>5,120</b>

Debt securities issued represent 2 thousand bonds for the total carrying amount of AZN 2,060 thousand as at December 31, 2023 registered in the State Committee for Securities of the Republic of Azerbaijan with the face value of AZN 1,000 each with an annual fixed coupon rate equal to 12% and maturing in 2024.

The interest on bonds is paid every 6 months. Bondholders have the right to demand repayment of principal at maturity. There are no restrictions regarding the sale and purchase of the bonds in the secondary markets.

**“TBC KREDIT NON-BANK CREDIT ORGANIZATION” LIMITED LIABILITY COMPANY**

**NOTES TO THE FINANCIAL STATEMENTS  
FOR THE YEAR ENDED DECEMBER 31, 2023**

*(in thousands of Azerbaijani Manats, unless otherwise indicated)*

Accrued interest payable included in debt securities issued is 176 thousand as at December 31, 2023 (December 31, 2022: 236 thousand).

A reconciliation of the opening and closing amounts of debt securities issued with relevant cash and non-cash changes from financing activities is stated below:

	December 31, 2023	December 31, 2022
<b>Balance at the beginning of the year</b>	<b>5,120</b>	<b>3,034</b>
Repayment / Proceeds	(3,000)	2,000
Transaction costs paid	-	(41)
<b>Total changes from financing cash flows</b>	<b>2,120</b>	<b>4,993</b>
Interest expense	547	547
Interest paid	(607)	(420)
<b>Balance at the end of the year</b>	<b>2,060</b>	<b>5,120</b>

**20 LEASE LIABILITY**

	December 31, 2023	December 31, 2022
Lease liabilities (current)	94	75
Lease liabilities (non-current)	306	50
<b>Total lease liabilities</b>	<b>400</b>	<b>125</b>

Future minimum lease payments as at December 31, 2023 were as follows:

	Minimum lease payments due		
	Within one year	One to five years	Total
Lease payments	137	366	503
Finance charges	(43)	(60)	(103)
<b>Net present value as at December 31, 2023</b>	<b>94</b>	<b>306</b>	<b>400</b>

Future minimum lease payments as at December 31, 2022 were as follows:

	Minimum lease payments due		
	Within one year	One to five years	Total
Lease payments	90	55	145
Finance charges	(15)	(5)	(20)
<b>Net present value as at December 31, 2022</b>	<b>75</b>	<b>50</b>	<b>125</b>

# “TBC KREDIT NON-BANK CREDIT ORGANIZATION” LIMITED LIABILITY COMPANY

## NOTES TO THE FINANCIAL STATEMENTS FOR THE YEAR ENDED DECEMBER 31, 2023

*(in thousands of Azerbaijani Manats, unless otherwise indicated)*

A reconciliation of the opening and closing amounts of lease liabilities with relevant cash and non-cash changes from financing activities is stated below:

	December 31, 2023	December 31, 2022
<b>Balance at the beginning of the year</b>	<b>125</b>	<b>79</b>
<b>Cash flows</b>		
Repayment of principal portion of lease liability	(50)	(68)
Repayment of interest portion of lease liability	(48)	(16)
<b>Non-cash changes</b>		
Interest expense	48	16
Additions	338	109
Modifications	-	5
Derecognition	(13)	-
<b>Balance at the end of the year</b>	<b>400</b>	<b>125</b>

## 21 OTHER LIABILITIES

	December 31, 2023	December 31, 2022
<b>Other financial liabilities:</b>		
Payables for services	20	40
Others	97	84
<b>Total other financial liabilities</b>	<b>117</b>	<b>124</b>
<b>Other non-financial liabilities:</b>		
Payables to employees	164	181
Advances received	97	82
Taxes payable other than income tax	39	44
Accruals	83	24
<b>Total other non-financial liabilities</b>	<b>383</b>	<b>331</b>
<b>Total other liabilities</b>	<b>500</b>	<b>455</b>

## 22 CHARTER CAPITAL

Charter capital represents contributions made by participants of the Company. The participants of the Company are entitled to vote at annual and general meetings of the Company's participants proportionately to their contributions.

The outstanding charter capital as at December 31, 2023 and 2022 comprises AZN 8,453 thousand. As at December 31, 2023 the Company is 100% owned by “TBC Bank” JSC. During 2023 no charter capital contribution was made by the participants (2022: nil)

## 23 RISK MANAGEMENT, CORPORATE GOVERNANCE AND INTERNAL CONTROL

### Corporate governance framework

The Company is established as a limited liability company in accordance with Azerbaijani law. The supreme governing body of the Company is the General Shareholders' meeting that is called for annual or extraordinary meetings. The General Shareholders' meeting makes strategic decisions on the Company's operations.

The General Shareholders' meeting elects the Board of Directors. The Board of Directors is responsible for the overall governance of the Company's activities.

# **“TBC KREDIT NON-BANK CREDIT ORGANIZATION” LIMITED LIABILITY COMPANY**

## **NOTES TO THE FINANCIAL STATEMENTS FOR THE YEAR ENDED DECEMBER 31, 2023**

*(in thousands of Azerbaijani Manats, unless otherwise indicated)*

Azerbaijani legislation and the Charter of the Company establish lists of decisions that are approved by the Board of Directors and that are approved by the Director.

General activities of the Company are managed by the Management Board of the Company represented by General Director Mr. Ajdar Aliyev, First Deputy Director Ms. Aytan Baghirova and Deputy Director Mr. Mansir Dashdamirov. The Management Board of the Company is responsible for the implementation of decisions of the Board of Directors. The Management Board of the Company reports to the Board of Directors of the Company.

### **Internal control policies and procedures**

The General Director has responsibility for the development, implementation and maintaining of internal controls in the Company that are commensurate with the scale and nature of operations.

The purpose of internal controls is to ensure:

- proper and comprehensive risk assessment and management;
- proper business and accounting and financial reporting functions, including proper authorization, processing and recording of transactions;
- completeness, accuracy and timeliness of accounting records, managerial information, regulatory reports; etc.
- reliability of IT systems, data and systems integrity and protection;
- prevention of fraudulent or illegal activities, including misappropriation of assets;
- compliance with laws and regulations.

Management is responsible for identifying and assessing risks, designing controls and monitoring their effectiveness. Management monitors the effectiveness of the Company's internal controls and periodically implements additional controls or modifies existing controls as considered necessary.

The main functions of an internal audit service include the following:

- audit and efficiency assessment of the system of internal control as a whole, fulfilment of the decisions of key management structures;
- audit of efficiency of the methodology of assessment of the risks and risk management procedures, regulated by internal documents in the Company (methods, programmes, rules and procedures);
- audit and testing of fairness, completeness and timeliness of accounting and reporting function and the reliability (including the trustworthiness, fullness and objectivity) of the collection and submission of financial information;
- audit of applicable methods of safekeeping the Company's property;
- assessment of economic reasonability and efficiency of operations and other deals;
- audit of internal control processes and procedures.

The Internal Audit function is independent of management and reports directly to the Supervisory Board. The results of Internal Audit reviews are discussed with relevant business process managers, with summaries submitted to the management of the Company.

The internal control system in the Company comprises:

- the General Director and Board of Directors;
- the Chief Accountant;
- the security function, including IT-security;



# “TBC KREDIT NON-BANK CREDIT ORGANIZATION” LIMITED LIABILITY COMPANY

## NOTES TO THE FINANCIAL STATEMENTS FOR THE YEAR ENDED DECEMBER 31, 2023

*(in thousands of Azerbaijani Manats, unless otherwise indicated)*

---

- the human resource function;
- the internal audit service;
- the Controlling department.

Other employees, division and functions that are responsible for compliance with the established standards, policies and procedures, including:

- heads of branches and heads of business units;
- the legal officer – an employee responsible for compliance with the legal and regulatory requirements;
- other employees/divisions with control responsibilities.

Management believes that the Company complies with the CBAR requirements related to risk management and internal control systems, including requirements related to the internal audit function, and that risk management and internal control systems are appropriate for the scale, nature and complexity of operations.

### **Risk management policies and procedures**

The Company has a risk management department which aims to identify, analyse and manage the risks faced by the Company, set appropriate risk limits and controls, and continuously monitor risk levels and adherence to limits.

The Board of Directors has overall responsibility for the oversight of the risk management framework, overseeing the management of key risks and reviewing its risk management policies and procedures as well as approving significantly large exposures.

The Management Board is responsible for monitoring and implementing risk mitigation measures, and ensuring that the Company operates within established risk parameters. He also has responsibility for controlling the Company's compliance with risk limits as established by the CBAR. With the view of controlling effectiveness of the Company's risk management procedures and their consistent application the General Director of the Company periodically receive reports prepared by the internal audit function, discuss the contents of these reports and consider proposed corrective actions.

### **Credit risk – Amounts arising from ECL**

#### **Inputs, assumptions and techniques used for estimating impairment**

See accounting policy in Note 3.

#### ***Significant increase in credit risk***

When determining whether the risk of default on a financial instrument has increased significantly since initial recognition, the Company considers reasonable and supportable information that is relevant and available without undue cost or effort. This includes quantitative information and analysis, based on the Company's historical experience and forward-looking information.

The objective of the assessment is to identify whether a significant increase in credit risk has occurred for exposure by comparing:

- the remaining lifetime probability of default (PD) as at the reporting date; with
- the remaining lifetime PD for this point in time that was estimated at the time of initial recognition of the exposure (adjusted where relevant for changes in prepayment expectations).

# **“TBC KREDIT NON-BANK CREDIT ORGANIZATION” LIMITED LIABILITY COMPANY**

## **NOTES TO THE FINANCIAL STATEMENTS FOR THE YEAR ENDED DECEMBER 31, 2023**

*(in thousands of Azerbaijani Manats, unless otherwise indicated)*

---

The Company uses the following criteria for determining whether there has been a significant increase in credit risk:

- Loan exposure past due more than 30 days;
- The contract was restructured under circumstances other than described in credit-impaired financial assets definition;
- Restrictions on the use of the Company’s account balances or late payments on deposits due to the inability of a bank to fulfill the contractual obligations in respect of cash flows within 1 day and more.

The credit risk for placements in banks or loans to corporate borrowers may also be deemed to have increased significantly since initial recognition based on qualitative factors linked to the Company’s credit risk management processes that may not otherwise be fully reflected in its quantitative analysis on a timely basis. This will be the case for exposures that meet certain heightened risk criteria, such as placement on a watch list. Such qualitative factors are based on its expert judgement and relevant historical experience.

Overdue days are determined by counting the number of days since the earliest elapsed due date in respect of which full payment has not been received. Due dates are determined without considering any grace period that might be available to the borrower.

If there is evidence that there is no longer a significant increase in credit risk relative to initial recognition, then the loss allowance on an instrument returns to being measured as a 12-month ECL.

### ***Generating the term structure of PD***

The probability of default (PD, %) for the loans of the Company is calculated using the Markov chains method, namely, stochastic loan transition matrices over the intervals of overdue periods during a given analysed period.

The Company collects performance and default information about its credit risk by type of product. In order to estimate PD, the Company uses a historical data horizon starting from July 2016.

For the calculation of PD, all microloans that are available at the beginning of the analyzed period (the year preceding the date of calculating the reservation rates) are ranked by allocated overdue intervals:

- “without overdue days”;
- “1-30 overdue days”;
- “31-60 overdue days”;
- “61-90 overdue days”;
- “Default”.

Average migration matrix between the risk groups is derived from historical migration data.

As required by IFRS 9, the Company incorporates forward-looking information in the measurement of ECL. PD parameter is adjusted to account for future developments in macroeconomic factors.

### ***Definition of default***

For details on the criteria for credit-impaired assets please refer to Note 3.

# “TBC KREDIT NON-BANK CREDIT ORGANIZATION” LIMITED LIABILITY COMPANY

## NOTES TO THE FINANCIAL STATEMENTS FOR THE YEAR ENDED DECEMBER 31, 2023

*(in thousands of Azerbaijani Manats, unless otherwise indicated)*

---

### ***Incorporating of forward-looking information***

The Company incorporates forward-looking information into both its assessment of whether the credit risk of an instrument has increased significantly since its initial recognition and its measurement of ECL. The Company uses expert judgment in the assessment of forward-looking information. This assessment is based also on external information.

According to one of IFRS 9 main requirements, forward-looking view must be included for the adjustments of PD lifetime dependence and regression models that explain behaviour of historical defaults rates with selected macroeconomic variables should be used to adjust PD curves to make it more point-in-time.

The Company has identified and documented key drivers of credit risk and credit losses, using an analysis of historical data, and has estimated relationships between macro-economic variables and credit risk and credit losses.

Macroeconomic indicators were selected based on scientific studies of the probability of defaults in developing and developed countries. The most significant macroeconomic indicators are real oil prices and average monthly salary. These indicators should show the greatest impact on the creditworthiness of the Company's borrowers, since borrowers of the Company represent a class of the population with incomes on low level or below middle level.

External information considered includes economic data and forecasts published by governmental bodies and monetary authorities, such as the Central Bank of Azerbaijan Republic. The Company analysed 3 years of historical macroeconomic data.

### ***Modified financial assets***

The contractual terms of a loan may be modified for a number of reasons, including changing market conditions, customer retention and other factors not related to current or potential credit deterioration of the customer. An existing loan whose terms have been modified may be derecognized and the renegotiated loan recognized as a new loan at fair value in accordance with the accounting policy set out in Note 3.

When the terms of a financial asset are modified and the modification does not result in derecognition, the determination of whether the asset's credit risk has increased significantly reflects the comparison of:

- its remaining lifetime PD at the reporting date based on the modified terms; with
- the remaining lifetime PD estimated based on data at initial recognition and the original contractual terms.

When modification results in derecognition, a new loan is recognized and allocated to Stage 1 (assuming it is not credit-impaired at that time).

The Company renegotiates loans to customers in financial difficulties (referred to as 'forbearance activities') to maximise collection opportunities and minimise the risk of default. Under the Company's forbearance policy, loan forbearance is granted on a selective basis if the debtor is currently in default on its debt or if there is a high risk of default, there is evidence that the debtor made all reasonable efforts to pay under the original contractual terms and the debtor is expected to be able to meet the revised terms.

# “TBC KREDIT NON-BANK CREDIT ORGANIZATION” LIMITED LIABILITY COMPANY

## NOTES TO THE FINANCIAL STATEMENTS FOR THE YEAR ENDED DECEMBER 31, 2023

*(in thousands of Azerbaijani Manats, unless otherwise indicated)*

The revised terms usually include extending the maturity, changing the timing of interest payments and amending the terms of loan covenants. Both retail and corporate loans are subject to the forbearance policy.

For financial assets modified as part of the Company's forbearance policy, the estimate of PD reflects whether the modification has improved or restored the Company's ability to collect interest and principal and the Company's previous experience of similar forbearance action. As part of this process, the Company evaluates the borrower's payment performance against the modified contractual terms and considers various behavioural indicators.

Generally, forbearance is a qualitative indicator of a significant increase in credit risk and an expectation of forbearance may constitute evidence that exposure is credit-impaired (see Note 3). A customer needs to demonstrate consistently good payment behaviour over a period of time before the exposure is no longer considered to be credit-impaired/ in default or the PD is considered to have decreased such that the loss allowance reverts to being measured at an amount equal to 12-month ECL.

### **Measurement of ECL**

The key inputs into the measurement of ECL are the term structure of the following variables:

- probability of default (PD);
- loss given default (LGD);
- exposure at default (EAD).

ECL for exposures in Stage 1 is calculated by multiplying the 12-month PD by LGD and EAD. Lifetime ECL is calculated by multiplying the lifetime PD by LGD and EAD.

The methodology of estimating PDs is discussed above under the heading “Generating the term structure of PD”.

The Company estimates LGD parameters based on the history of recovery rates of claims against defaulted counterparties. The LGD models consider the structure, collateral and recovery costs of any collateral that is integral to the financial asset. For loans secured by retail property, LTV ratios are a key parameter in determining LGD. LGD estimates are recalibrated to reflect possible changes in property prices. They are calculated on a discounted cash flow basis using the effective interest rate as the discounting factor.

EAD represents the expected exposure in the event of a default. The Company derives the EAD from the current exposure to the counterparty and potential changes to the current amount allowed under the contract and arising from amortization. The EAD of a financial asset is its gross carrying amount at the time of default.

As described above, and subject to using a maximum of a 12-month PD for Stage 1 financial assets, the Company measures ECL considering the risk of default over the maximum contractual period (including any borrower's extension options) over which it is exposed to credit risk, even if, for credit risk management purposes, the Company considers a longer period. For portfolios in respect of which the Company has limited historical data, external benchmark information is used to supplement the internally available data. The portfolios for which external benchmark information represents a significant input into the measurement of ECL are as follows:

	<b>Exposure as at December 31, 2023</b>	<b>External Benchmarks used PD</b>	<b>LGD</b>
Cash and cash equivalents	2,152	Moody's default study	100%

# “TBC KREDIT NON-BANK CREDIT ORGANIZATION” LIMITED LIABILITY COMPANY

## NOTES TO THE FINANCIAL STATEMENTS FOR THE YEAR ENDED DECEMBER 31, 2023

(in thousands of Azerbaijani Manats, unless otherwise indicated)

### Market risk

Market risk is the risk that the fair value or future cash flows of a financial instrument will fluctuate because of changes in market prices. Market risk comprises currency risk, interest rate risk and other price risks. Market risk arises from open positions in interest rate, currency and equity financial instruments, which are exposed to general and specific market movements and changes in the level of volatility of market prices.

### Interest rate risk

The following table presents a sensitivity analysis of interest rate risk, which has been determined based on “reasonably possible changes in the risk variable”. The level of these changes is determined by management and is contained within the risk reports provided to key management personnel.

### Impact on profit before tax

	As at 31 December 2023		As at 31 December 2022	
	Interest rate +1%	Interest rate -1%	Interest rate +1%	Interest rate -1%
<b>Financial assets:</b>				
Loans to customers	117	(117)	104	(104)
Finance lease	51	(51)	45	(45)
<b>Financial liabilities:</b>				
Due to banks	(55)	55	(6)	6
Debt securities issued	(21)	21	(51)	51
Term borrowings	(3)	3	(5)	5
Lease liability	(4)	4	(1)	1
<b>Net impact on profit before tax</b>	<b>85</b>	<b>(85)</b>	<b>86</b>	<b>(86)</b>

### Average effective interest rates

The table below displays average effective interest rates for interest-bearing assets and liabilities as at December 31, 2023 and 2022. These interest rates are an approximation of the yields to maturity of these assets and liabilities.

	2023		2022	
	Average effective interest rate, %		Average effective interest rate, %	
	AZN	USD	AZN	USD
<b>Interest bearing assets</b>				
Loans to customers	24.08%	12.21%	24.81%	15.74%
Finance lease	31.21%	-	31.04%	-
<b>Interest bearing liabilities</b>				
Due to banks	13%	-	12.5%	-
Debt securities issued	12%	-	12%	-
Term borrowings	7.25%	-	7.25%	-
Lease liability	12.8%	-	12.75%	-

# “TBC KREDIT NON-BANK CREDIT ORGANIZATION” LIMITED LIABILITY COMPANY

## NOTES TO THE FINANCIAL STATEMENTS FOR THE YEAR ENDED DECEMBER 31, 2023

(in thousands of Azerbaijani Manats, unless otherwise indicated)

### Currency risk

The Company has assets and liabilities denominated in several foreign currencies.

Currency risk is the risk that the fair value or the future cash flows of a financial instrument will fluctuate because of changes in foreign currency exchange rates. The following table shows the currency structure of financial assets and liabilities as at December 31, 2023:

	AZN	USD	EUR	Total
<b>ASSETS</b>				
Cash and cash equivalents	2,053	91	14	2,158
Loans and advances to customers	11,484	234	-	11,718
Finance lease	5,057	-	-	5,057
Other financial assets	136	-	-	136
<b>Total assets</b>	<b>18,730</b>	<b>325</b>	<b>14</b>	<b>19,069</b>
<b>LIABILITIES</b>				
Due to banks	5,498	-	-	5,498
Term borrowings	335	-	-	335
Lease liability	400	-	-	400
Debt securities issued	2,060	-	-	2,060
Other financial liabilities	37	80	-	117
<b>Total liabilities</b>	<b>8,330</b>	<b>80</b>	<b>-</b>	<b>8,410</b>
<b>Net position</b>	<b>10,400</b>	<b>245</b>	<b>14</b>	<b>10,659</b>

The following table shows the foreign currency exposure structure of financial assets and liabilities as at December 31, 2022:

	AZN	USD	EUR	Total
<b>ASSETS</b>				
Cash and cash equivalents	609	386	14	1,009
Loans and advances to customers	9,792	650	-	10,442
Finance lease	4,530	-	-	4,530
Other financial assets	83	-	-	83
<b>Total assets</b>	<b>15,014</b>	<b>1,036</b>	<b>14</b>	<b>16,064</b>
<b>LIABILITIES</b>				
Due to banks	642	-	-	642
Term borrowings	490	-	-	490
Lease liability	125	-	-	125
Debt securities issued	5,120	-	-	5,120
Other financial liabilities	61	63	-	124
<b>Total liabilities</b>	<b>6,438</b>	<b>63</b>	<b>-</b>	<b>6,501</b>
<b>Net position</b>	<b>8,576</b>	<b>973</b>	<b>14</b>	<b>9,563</b>

The Company is not required to report for the regulatory currency position compliance purposes based on the above table, rather currency position based on prudential figures is reported to the regulator.

A weakening of the AZN, as indicated below, against the following currencies at December 31, 2023 and 2022, would decrease equity and profit or loss by the amounts shown below. This analysis is on a gross-of-tax basis, and is based on foreign currency exchange rate variances that the Company considered to be reasonably possible at the end of the reporting period. The analysis assumes that all other variables, in particular interest rates, remain constant.

# “TBC KREDIT NON-BANK CREDIT ORGANIZATION” LIMITED LIABILITY COMPANY

## NOTES TO THE FINANCIAL STATEMENTS FOR THE YEAR ENDED DECEMBER 31, 2023

(in thousands of Azerbaijani Manats, unless otherwise indicated)

	December 31, 2023	December 31, 2022
20% appreciation of USD against AZN	49	195

A strengthening of the AZN against the above currencies at December 31, 2023 and 2022 would have had the equal but opposite effect on the above currencies to the amounts shown above, on the basis that all other variables remained constant.

### Credit risk

Credit risk is the risk of financial loss to the Company if a customer or counterparty to a financial instrument fails to meet its contractual obligations. The Company has policies and procedures in place to manage credit exposures (both for recognized financial assets and unrecognized contractual commitments), including guidelines to limit portfolio concentration and the establishment of a Credit Committee to actively monitor credit risk. The credit policy is reviewed and approved by the Supervisory Board.

The credit policy establishes:

- procedures for reviewing and approving loan credit applications;
- methodology for the credit assessment of borrowers;
- methodology for the credit assessment of counterparties, issuers and insurance companies;
- credit documentation requirements;
- procedures for the ongoing monitoring of loans and other credit exposures.

The Company continuously monitors the performance of individual credit exposures and regularly reassesses the creditworthiness of its customers. The review is based on the customer's most recent financial statements and other information submitted by the borrower, or otherwise obtained by the Company.

The maximum exposure to credit risk is generally reflected in the carrying amounts of financial assets in the statement of financial position and unrecognized contractual commitment amounts. The impact of the possible netting of assets and liabilities to reduce potential credit exposure is not significant.

The maximum exposure to credit risk from financial assets at the reporting date is as follows:

	December 31, 2023	December 31, 2022
<b>ASSETS</b>		
Cash and cash equivalents (excluding cash on hand)	2,152	1,003
Loans and advances to customers	11,718	10,442
Finance lease	5,057	4,530
Other financial assets	136	83
<b>Total maximum exposure</b>	<b>19,063</b>	<b>16,058</b>

For the analysis of credit risk in respect of loans to customers refer to Note 12.

### Liquidity risk

Liquidity risk is the risk that the Company will encounter difficulty in meeting obligations associated with its financial liabilities that are settled by delivering cash or another financial asset. Liquidity risk exists when the maturities of assets and liabilities do not match. The matching and/or controlled mismatching of the maturities and interest rates of assets and liabilities is fundamental to liquidity management. It is unusual for financial institutions ever to be completely matched, since business transacted is often of an uncertain term and of different types. An unmatched position potentially enhances profitability, but can also increase the risk of losses.

## “TBC KREDIT NON-BANK CREDIT ORGANIZATION” LIMITED LIABILITY COMPANY

### NOTES TO THE FINANCIAL STATEMENTS FOR THE YEAR ENDED DECEMBER 31, 2023

*(in thousands of Azerbaijani Manats, unless otherwise indicated)*

The Company maintains liquidity management with the objective of ensuring that funds will be available at all times to honour all cash flow obligations as they become due. The liquidity policy is reviewed and approved by the Supervisory Board.

The Company seeks to actively support a diversified and stable funding base.

The liquidity management policy requires:

- projecting cash flows and considering the level of liquid assets necessary in relation thereto;
- maintaining a diverse range of funding sources;
- managing the concentration and profile of debts;
- maintaining debt financing plans;
- maintaining a portfolio of highly marketable assets that can easily be liquidated as protection against any interruption to cash flow;
- maintaining liquidity and funding contingency plans;
- monitoring liquidity ratios against regulatory requirements.

The Finance Department receives information from business units regarding the liquidity profile of their financial assets and liabilities and details of other projected cash flows arising from projected future business. The Finance Department then provides for an adequate portfolio of short-term liquid assets to be maintained, to ensure that sufficient liquidity is maintained within the Company as a whole.

The daily liquidity position is monitored and regular liquidity stress testing under a variety of scenarios covering both normal and more severe market conditions is performed by the Finance Department. Under the normal market conditions, liquidity reports covering the liquidity position are presented to senior management on a weekly basis. Decisions on liquidity management are made by and implemented by the Finance Department.

The table below shows an analysis, of amounts recognized in the statement of financial position as at December 31, 2023:

	Demand and less than 1 month	From 1 to 3 months	From 3 to 12 months	From 1 to 5 years	More than 5 years	Overdue (expired)	Total
<b>Non-derivative assets</b>							
Cash and cash equivalents	2,158	-	-	-	-	-	2,158
Loans and advances to customers	579	1,191	4,562	4,944	6	436	11,718
Finance lease	348	546	2,155	2,008	-	-	5,057
Other financial assets	136	-	-	-	-	-	136
<b>Total assets</b>	<b>3,221</b>	<b>1,737</b>	<b>6,717</b>	<b>6,952</b>	<b>6</b>	<b>436</b>	<b>19,069</b>
<b>Non-derivative liabilities</b>							
Due to banks	2,235	702	2,561	-	-	-	5,498
Term borrowings	-	-	118	217	-	-	335
Debt securities	95	-	1,176	789	-	-	2,060
Lease liability	7	15	72	306	-	-	400
Other financial liabilities	117	-	-	-	-	-	117
<b>Total financial liabilities</b>	<b>2,454</b>	<b>717</b>	<b>3,927</b>	<b>1,312</b>	<b>-</b>	<b>-</b>	<b>8,410</b>
<b>Net position</b>	<b>767</b>	<b>1,020</b>	<b>2,790</b>	<b>5,640</b>	<b>6</b>	<b>436</b>	<b>10,659</b>
<b>Cumulative net position</b>	<b>767</b>	<b>1,787</b>	<b>4,577</b>	<b>10,217</b>	<b>10,223</b>	<b>10,659</b>	



## “TBC KREDIT NON-BANK CREDIT ORGANIZATION” LIMITED LIABILITY COMPANY

### NOTES TO THE FINANCIAL STATEMENTS FOR THE YEAR ENDED DECEMBER 31, 2023

(in thousands of Azerbaijani Manats, unless otherwise indicated)

The table below shows an analysis, of amounts recognized in the statement of financial position as at December 31, 2022:

	Demand and less than 1 month	From 1 to 3 months	From 3 to 12 months	From 1 to 5 years	More than 5 years	Overdue (expired)	Total
<b>Non-derivative assets</b>							
Cash and cash equivalents	1,009	-	-	-	-	-	1,009
Loans and advances to customers	547	1,055	4,068	4,380	6	386	10,442
Finance lease	312	489	1,930	1,799	-	-	4,530
Other financial assets	83	-	-	-	-	-	83
<b>Total assets</b>	<b>1,951</b>	<b>1,544</b>	<b>5,998</b>	<b>6,179</b>	<b>6</b>	<b>386</b>	<b>16,064</b>
<b>Non-derivative liabilities</b>							
Due to banks	261	82	299	-	-	-	642
Term borrowings	-	-	168	322	-	-	490
Debt securities	236	-	2,924	1,960	-	-	5,120
Lease liability	6	12	57	50	-	-	125
Other financial liabilities	124	-	-	-	-	-	124
<b>Total financial liabilities</b>	<b>627</b>	<b>94</b>	<b>3,448</b>	<b>2,332</b>	<b>-</b>	<b>-</b>	<b>6,501</b>
<b>Net position</b>	<b>1,324</b>	<b>1,450</b>	<b>2,550</b>	<b>3,847</b>	<b>6</b>	<b>386</b>	<b>9,563</b>
<b>Cumulative net position</b>	<b>1,324</b>	<b>2,774</b>	<b>5,324</b>	<b>9,171</b>	<b>9,177</b>	<b>9,563</b>	

## 24 CAPITAL MANAGEMENT

The CBAR sets and monitors capital requirements for the Company. The Company defines as capital those items defined by statutory regulation as capital for credit organizations. Under the current capital requirements set by the CBAR, non-bank credit organizations have to hold a minimum level of charter capital of AZN 300 thousand (December 31, 2022: AZN 300 thousand).

There is no requirement set by the CBAR to non-bank credit organizations regarding the maintenance of a ratio of total regulatory capital to risk-weighted assets (statutory capital ratio).

The Company has no formal policy for capital management but management seeks to maintain a sufficient capital base for meeting the Company's operational and strategic needs, and to maintain the confidence of market participants. This is achieved with efficient cash management, constant monitoring of the Company's revenues and profit, and long-term investment plans mainly financed by the Company's operating cash flows. With these measures, the Company aims for steady profits growth.

## 25 CONTINGENCIES

### Insurance

The insurance industry in the Republic of Azerbaijan is in a developing state and many forms of insurance protection common in other parts of the world are not yet generally available. The Company insures its property and equipment which it considers crucial for business continuity. The Company does not have full coverage for business interruption, or third-party liability in respect of property or environmental damage arising from accidents on its property or related to operations. Until the Company obtains adequate insurance coverage, there is a risk that the loss or destruction of certain assets could have a material adverse effect on operations and financial position.

# “TBC KREDIT NON-BANK CREDIT ORGANIZATION” LIMITED LIABILITY COMPANY

## NOTES TO THE FINANCIAL STATEMENTS FOR THE YEAR ENDED DECEMBER 31, 2023

*(in thousands of Azerbaijani Manats, unless otherwise indicated)*

---

### Litigation

In the ordinary course of business, the Company is subject to legal actions and complaints. Management believes that the ultimate liability, if any, arising from such actions or complaints will not have a material adverse effect on the financial condition or the results of future operations.

### Taxation contingencies

The taxation system in the Republic of Azerbaijan is relatively new and is characterised by frequent changes in legislation, official pronouncements and court decisions, which are often unclear, contradictory and subject to varying interpretation by different tax authorities. Taxes are subject to review and investigation by various levels of authorities, which have the authority to impose severe fines and interest charges.

A tax year generally remains open for review by the tax authorities for three subsequent calendar years; however, under certain circumstances, a tax year may remain open longer.

These circumstances may create tax risks in Azerbaijan that are more significant than in other countries. Management believes that it has provided adequately for tax liabilities based on its interpretations of applicable tax legislation, official pronouncements and court decisions. However, the interpretations of the relevant authorities could differ and the effect on these financial statements, if the authorities were successful in enforcing their interpretations, could be significant.

In determining the amount of current and deferred tax the Company takes into account the impact of uncertain tax positions and whether additional taxes, penalties and late-payment interest may be due. The Company believes that its accruals for tax liabilities are adequate for all open tax years based on its assessment of many factors, including interpretations of tax law and prior experience. This assessment relies on estimates and assumptions and may involve a series of judgments about future events. New information may become available that causes the Company to change its judgment regarding the adequacy of existing tax liabilities; such changes to tax liabilities will impact the tax expense in the period that such a determination is made.

## 26 RELATED PARTY TRANSACTIONS

### Remuneration of key management personnel

Total remuneration included in personnel expenses for the years ended December 31, 2023 and 2022 is as follows:

	December 31, 2023	December 31, 2022
Short-term employee benefits	219	205
	<u>219</u>	<u>205</u>

The Company does not provide post-employment, termination and other long-term benefits to management.

# “TBC KREDIT NON-BANK CREDIT ORGANIZATION” LIMITED LIABILITY COMPANY

## NOTES TO THE FINANCIAL STATEMENTS FOR THE YEAR ENDED DECEMBER 31, 2023

(in thousands of Azerbaijani Manats, unless otherwise indicated)

### Transactions with other related parties

The outstanding balances and average effective interest rates as at December 31, 2023 for transactions with key management personnel, parent company and entities under common control of the same parent are as follows:

Statement of financial position	Key management personnel	Average effective interest rate, %	Entities under common control	Average effective interest rate, %	Parent company	Average effective interest rate, %
Cash and cash equivalents	-	-	-	-	5	-

The outstanding balances and average effective interest rates as at December 31, 2022 for transactions with key management personnel, parent company and entities under common control of the same parent are as follows:

Statement of financial position	Key management personnel	Average effective interest rate, %	Entities under common control	Average effective interest rate, %	Parent company	Average effective interest rate, %
Cash and cash equivalents	-	-	-	-	5	-

Amounts included in profit or loss in relation to transactions with key management personnel, parent company and entities under common control of the same parent for the year ended December 31, 2023 are as follows:

Statement of profit or loss	Key management personnel	Entities under common control	Parent company
Interest income	-	-	-

Amounts included in profit or loss in relation to transactions with key management personnel, parent company and entities under common control of the same parent for the year ended December 31, 2022 are as follows:

Statement of profit or loss	Key management personnel	Entities under common control	Parent company
Interest income	2	-	-

# “TBC KREDIT NON-BANK CREDIT ORGANIZATION” LIMITED LIABILITY COMPANY

## NOTES TO THE FINANCIAL STATEMENTS FOR THE YEAR ENDED DECEMBER 31, 2023

(in thousands of Azerbaijani Manats, unless otherwise indicated)

### 27 FINANCIAL ASSETS AND LIABILITIES: FAIR VALUES AND ACCOUNTING CLASSIFICATIONS

#### Accounting classifications and fair values

The table below sets out the carrying amounts and fair values of financial assets and financial liabilities as at December 31, 2023:

	Amortized Cost	Total carrying amount	Fair value
Cash and cash equivalents	2,158	2,158	2,158
Loans to customers	11,718	11,718	11,718
Finance lease	5,057	5,057	5,057
Other financial assets	136	136	136
<b>Total financial assets</b>	<b>19,069</b>	<b>19,069</b>	<b>19,069</b>
Due to banks	5,498	5,498	5,498
Term borrowings	335	335	335
Debt securities issued	2,060	2,060	2,060
Lease liability	400	400	400
Other financial liabilities	117	117	117
<b>Total financial liabilities</b>	<b>8,410</b>	<b>8,410</b>	<b>8,410</b>

The table below sets out the carrying amounts and fair values of financial assets and financial liabilities as at December 31, 2022:

	Amortized Cost	Total carrying amount	Fair value
Cash and cash equivalents	1,009	1,009	1,009
Loans to customers	10,442	10,442	10,442
Finance lease	4,530	4,530	4,530
Other financial assets	83	83	83
<b>Total financial assets</b>	<b>16,064</b>	<b>16,064</b>	<b>16,064</b>
Due to banks	642	642	642
Term borrowings	490	490	490
Debt securities issued	5,120	5,120	5,120
Lease liability	125	125	125
Other financial liabilities	124	124	124
<b>Total financial liabilities</b>	<b>6,501</b>	<b>6,501</b>	<b>6,501</b>

The estimates of fair value are intended to approximate the price that would be received to sell an asset, or paid to transfer a liability in an orderly transaction between market participants at the measurement date. However, given the uncertainties and the use of subjective judgment, the fair value should not be interpreted as being realizable in an immediate sale of the assets or transfer of liabilities.

Fair values of financial assets and financial liabilities that are traded in active markets are based on quoted market prices or dealer price quotations. For all other financial instruments, the Company determines fair values using other valuation techniques.

The objective of valuation techniques is to arrive at a fair value determination that reflects the price that would be received to sell the asset, or paid to transfer the liability in an orderly transaction between market participants at the measurement date.

# “TBC KREDIT NON-BANK CREDIT ORGANIZATION” LIMITED LIABILITY COMPANY

## NOTES TO THE FINANCIAL STATEMENTS FOR THE YEAR ENDED DECEMBER 31, 2023

(in thousands of Azerbaijani Manats, unless otherwise indicated)

### Fair value hierarchy

The Company measures fair values using the following fair value hierarchy, which reflects the significance of the inputs used in making the measurements:

- Level 1: quoted market price (unadjusted) in an active market for an identical instrument.
- Level 2: inputs other than quotes prices included within Level 1 that are observable either directly (i.e., as prices) or indirectly (i.e., derived from prices). This category includes instruments valued using: quoted market prices in active markets for similar instruments; quoted prices for similar instruments in markets that are considered less than active; or other valuation techniques where all significant inputs are directly or indirectly observable from market data.
- Level 3: inputs that are unobservable. This category includes all instruments where the valuation technique includes inputs not based on observable data and the unobservable inputs have a significant effect on the instrument's valuation. This category includes instruments that are valued based on quoted prices for similar instruments where significant unobservable adjustments or assumptions are required to reflect differences between the instruments.

The table below analyses financial instruments not measured at fair value at December 31, 2023, by the level in the fair value hierarchy into which the fair value measurement is categorized. The amounts are based on the values recognized in the statement of financial position:

	Level 2	Level 3	Total fair values	Total carrying amount
Cash and cash equivalents (excluding cash on hand)	2,152	-	2,152	2,152
Loans and advances to customers	11,528	190	11,718	11,718
Finance lease	5,057	-	5,057	5,057
Other financial assets	136	-	136	136
<b>Total financial assets</b>	<b>18,873</b>	<b>190</b>	<b>19,063</b>	<b>19,063</b>
Due to banks	5,498	-	5,498	5,498
Term borrowings	335	-	335	335
Debt securities	2,060	-	2,060	2,060
Lease liability	400	-	400	400
Other financial liabilities	117	-	117	117
<b>Total financial liabilities</b>	<b>8,410</b>	<b>-</b>	<b>8,410</b>	<b>8,410</b>

The table below analyses financial instruments not measured at fair value at December 31, 2022, by the level in the fair value hierarchy into which the fair value measurement is categorized. The amounts are based on the values recognized in the statement of financial position:

	Level 2	Level 3	Total fair values	Total carrying amount
Cash and cash equivalents (excluding cash on hand)	1,003	-	1,003	1,003
Loans and advances to customers	9,739	703	10,442	10,442
Finance lease	4,530	-	4,530	4,530
Other financial assets	83	-	83	83
<b>Total financial assets</b>	<b>15,355</b>	<b>703</b>	<b>16,058</b>	<b>16,058</b>
Due to banks	642	-	642	642
Term borrowings	490	-	490	490
Debt securities	5,120	-	5,120	5,120
Lease liability	125	-	125	125
Other financial liabilities	124	-	124	124
<b>Total financial liabilities</b>	<b>6,501</b>	<b>-</b>	<b>6,501</b>	<b>6,501</b>

**“TBC KREDIT NON-BANK CREDIT ORGANIZATION” LIMITED LIABILITY COMPANY**

**NOTES TO THE FINANCIAL STATEMENTS  
FOR THE YEAR ENDED DECEMBER 31, 2023**

*(in thousands of Azerbaijani Manats, unless otherwise indicated)*

---

**28 EVENTS AFTER THE REPORTING PERIOD**

There have been no significant events after the reporting date.